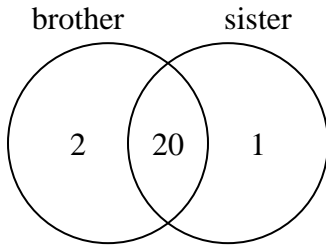




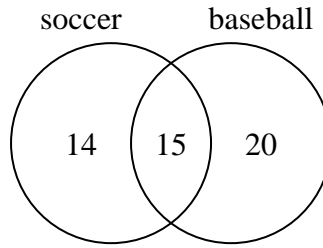
Use the diagram to solve each problem.

- 1) The diagram below shows the gender of students siblings.



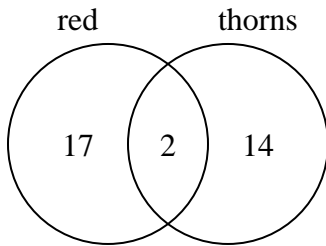
How many students had a brother?

- 2) The diagram below shows the sports people watched.



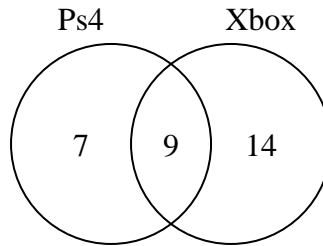
How many people did not watch both soccer and baseball?

- 3) The diagram below shows the attributes of flowers in a flower shop.



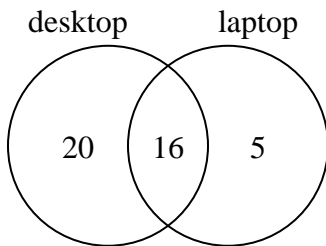
How many flowers were red with thorns?

- 4) The diagram below shows the game consoles students owned.



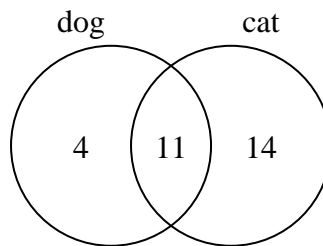
How many people owned only a Ps4?

- 5) The diagram below shows the types of computers students owned.



How many students owned only a laptop computer?

- 6) The diagram below shows the pets students in a class owned.



How many people had a cat?

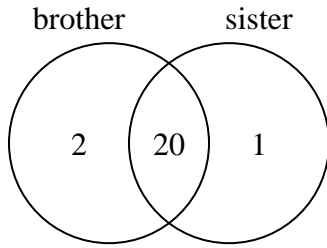
Answers

- 1. _____
- 2. _____
- 3. _____
- 4. _____
- 5. _____
- 6. _____



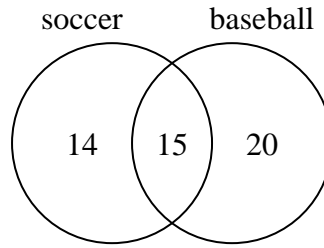
Use the diagram to solve each problem.

- 1) The diagram below shows the gender of students siblings.



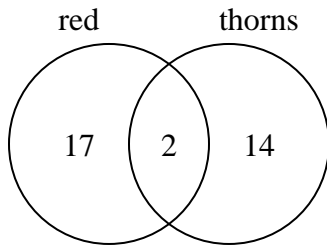
How many students had a brother?

- 2) The diagram below shows the sports people watched.



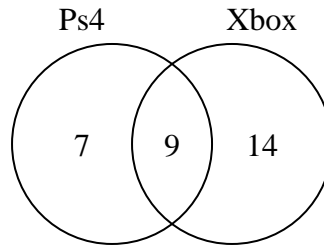
How many people did not watch both soccer and baseball?

- 3) The diagram below shows the attributes of flowers in a flower shop.



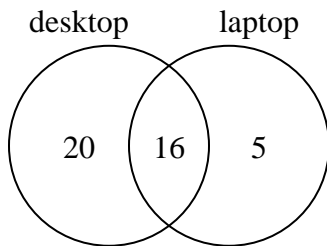
How many flowers were red with thorns?

- 4) The diagram below shows the game consoles students owned.



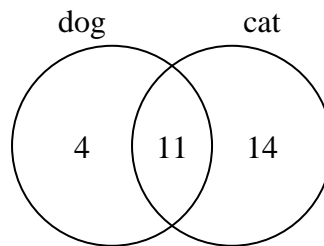
How many people owned only a Ps4?

- 5) The diagram below shows the types of computers students owned.



How many students owned only a laptop computer?

- 6) The diagram below shows the pets students in a class owned.



How many people had a cat?

Answers

1. 22

2. 34

3. 2

4. 7

5. 5

6. 25