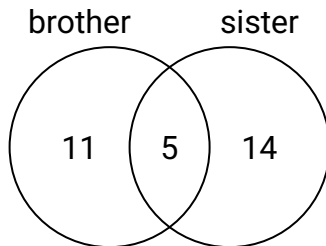




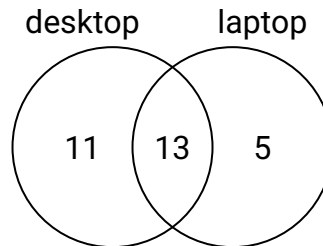
Use the diagram to solve each problem.

Answers

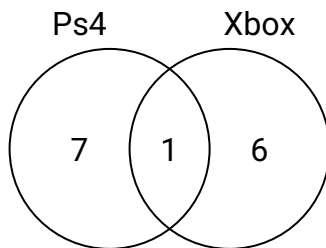
- 1) The diagram below shows the gender of students siblings.
How many students had both a brother and a sister?



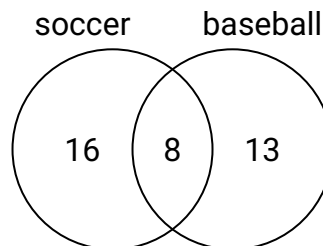
- 2) The diagram below shows the types of computers students owned.
How many students did not own both a desktop and a laptop computer?



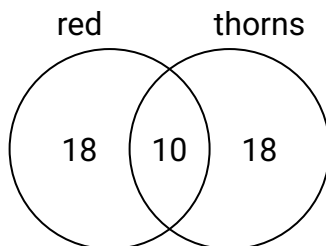
- 3) The diagram below shows the game consoles students owned.
How many people owned a Xbox?



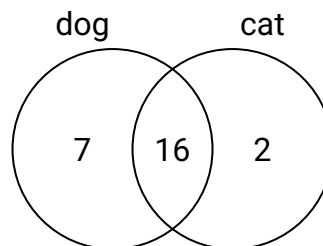
- 4) The diagram below shows the sports people watched.
How many people only watched baseball?



- 5) The diagram below shows the attributes of flowers in a flower shop.
How many flowers had thorns?



- 6) The diagram below shows the pets students in a class owned.
How many people had only a dog?

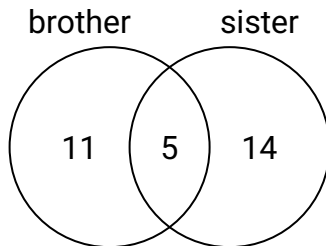


1. _____
2. _____
3. _____
4. _____
5. _____
6. _____

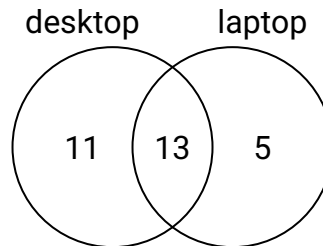


Use the diagram to solve each problem.

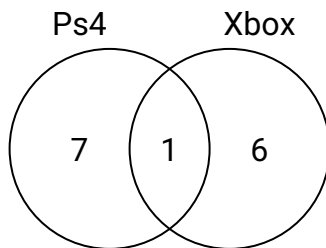
- 1) The diagram below shows the gender of students siblings.
How many students had both a brother and a sister?



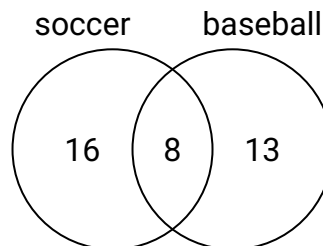
- 2) The diagram below shows the types of computers students owned.
How many students did not own both a desktop and a laptop computer?



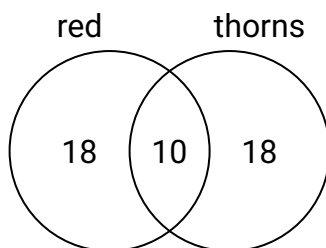
- 3) The diagram below shows the game consoles students owned.
How many people owned a Xbox?



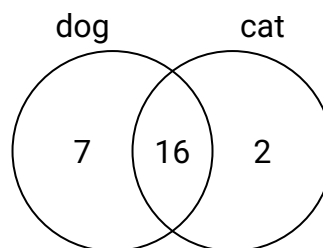
- 4) The diagram below shows the sports people watched.
How many people only watched baseball?



- 5) The diagram below shows the attributes of flowers in a flower shop.
How many flowers had thorns?



- 6) The diagram below shows the pets students in a class owned.
How many people had only a dog?

**Answers**

1. **5**
2. **16**
3. **7**
4. **13**
5. **28**
6. **7**