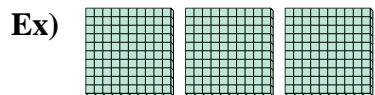




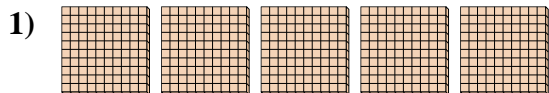
Use the blocks to determine the total quantities.



 3 hundreds = 30 tens = 300 ones


Answers

Ex. 3 30 300




 hundreds = tens = ones

1. _____



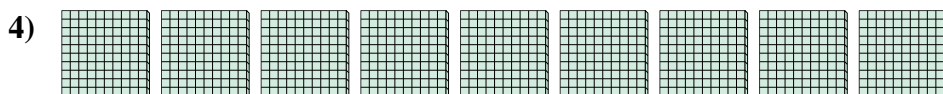
 hundreds = tens = ones

2. _____




 hundreds = tens = ones

3. _____




 hundreds = tens = ones

4. _____



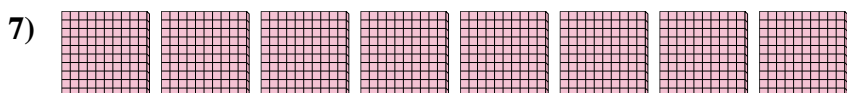
 hundreds = tens = ones

5. _____




 hundreds = tens = ones

6. _____



 hundreds = tens = ones

7. _____





 hundreds = tens = ones


8. _____




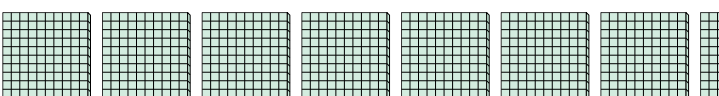
Use the blocks to determine the total quantities.

Ex) 
3 hundreds = 30 tens = 300 ones


1) 
5 hundreds = 50 tens = 500 ones

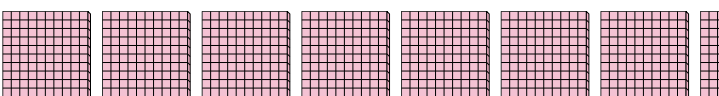
2) 
7 hundreds = 70 tens = 700 ones

3) 
4 hundreds = 40 tens = 400 ones

4) 
9 hundreds = 90 tens = 900 ones

5) 
2 hundreds = 20 tens = 200 ones

6) 
6 hundreds = 60 tens = 600 ones

7) 
8 hundreds = 80 tens = 800 ones

8) 
1 hundreds = 10 tens = 100 ones

Answers

Ex.	<u>3</u>	<u>30</u>	<u>300</u>
1.	<u>5</u>	<u>50</u>	<u>500</u>
2.	<u>7</u>	<u>70</u>	<u>700</u>
3.	<u>4</u>	<u>40</u>	<u>400</u>
4.	<u>9</u>	<u>90</u>	<u>900</u>
5.	<u>2</u>	<u>20</u>	<u>200</u>
6.	<u>6</u>	<u>60</u>	<u>600</u>
7.	<u>8</u>	<u>80</u>	<u>800</u>
8.	<u>1</u>	<u>10</u>	<u>100</u>