



Use the chart to answer each question.

Name	Boxes of Candy Sold
Maria	
Faye	
Robin	
Kaleb	
Adam	
George	
Billy	

Answers

1. _____
2. _____
3. _____
4. _____
5. _____
6. _____
7. _____
8. _____
9. _____
10. _____

- 1) Who sold the fewest boxes?
- 2) Who sold the greatest number of boxes?
- 3) How many boxes of candy did Robin sell?
- 4) How many people sold more than 31 boxes?
- 5) How many people sold less than 9 boxes?
- 6) Who sold more? Maria or Robin?
- 7) Who sold less? Kaleb or George?
- 8) How much more did Billy sell than Robin sold?
- 9) Who sold exactly 37 boxes?
- 10) How much less did Faye sell than Maria sold?



Use the chart to answer each question.

Name	Boxes of Candy Sold	
Maria		37
Faye		17
Robin		11
Kaleb		13
Adam		46
George		40
Billy		49

Answers

1. Robin
2. Billy
3. 11
4. 4
5. 0
6. Maria
7. Kaleb
8. 38
9. Maria
10. 20

- 1) Who sold the fewest boxes?
- 2) Who sold the greatest number of boxes?
- 3) How many boxes of candy did Robin sell?
- 4) How many people sold more than 31 boxes?
- 5) How many people sold less than 9 boxes?
- 6) Who sold more? Maria or Robin?
- 7) Who sold less? Kaleb or George?
- 8) How much more did Billy sell than Robin sold?
- 9) Who sold exactly 37 boxes?
- 10) How much less did Faye sell than Maria sold?



Use the chart to answer each question.

Year	Snow Days
2002	
2003	
2004	
2005	
2006	
2007	
2008	

Answers

1. _____
2. _____
3. _____
4. _____
5. _____
6. _____
7. _____
8. _____
9. _____
10. _____

- 1) Which year had the fewest snow days?
- 2) Which year had the greatest number of snow days?
- 3) How many snow days were there in 2002?
- 4) How many years were there more than 19 snow days?
- 5) How many years were there fewer than 30 snow days?
- 6) Which year had more snow day? 2008 or 2004?
- 7) Which year had fewer snow days? 2005 or 2003?
- 8) How many more snow days were there in 2005 than were in 2007?
- 9) Which year had exactly 23 snow days?
- 10) How many fewer snow days were there in 2008 than were in 2002?



Use the chart to answer each question.

Year	Snow Days	
2002		23
2003		30
2004		33
2005		41
2006		31
2007		34
2008		21

Answers

1. 2008
2. 2005
3. 23
4. 7
5. 2
6. 2004
7. 2003
8. 7
9. 2002
10. 2

- 1) Which year had the fewest snow days?
- 2) Which year had the greatest number of snow days?
- 3) How many snow days were there in 2002?
- 4) How many years were there more than 19 snow days?
- 5) How many years were there fewer than 30 snow days?
- 6) Which year had more snow day? 2008 or 2004?
- 7) Which year had fewer snow days? 2005 or 2003?
- 8) How many more snow days were there in 2005 than were in 2007?
- 9) Which year had exactly 23 snow days?
- 10) How many fewer snow days were there in 2008 than were in 2002?



Use the chart to answer each question.

Week	Toys Sold
week 1	
week 2	
week 3	
week 4	
week 5	
week 6	
week 7	

Answers

1. _____
2. _____
3. _____
4. _____
5. _____
6. _____
7. _____
8. _____
9. _____
10. _____

- 1) Which week had the fewest number of toys sold?
- 2) Which week had the greatest number of toys sold?
- 3) How many toys were sold on week 6?
- 4) How many weeks had more than 10 toys sold?
- 5) How many weeks had fewer than 31 toys sold?
- 6) Which week had more toys sold? week 4 or week 3?
- 7) Which week had fewer toys sold? week 7 or week 2?
- 8) How many more toys were sold on week 1 than were sold on week 2?
- 9) Which week had exactly 7 toys sold?
- 10) How many fewer toys were sold on week 5 than were sold on week 3?



Use the chart to answer each question.

Week	Toys Sold	
week 1		35
week 2		12
week 3		32
week 4		10
week 5		7
week 6		30
week 7		29

Answers

1. week 5
2. week 1
3. 30
4. 5
5. 5
6. week 3
7. week 2
8. 23
9. week 5
10. 25

- 1) Which week had the fewest number of toys sold?
- 2) Which week had the greatest number of toys sold?
- 3) How many toys were sold on week 6?
- 4) How many weeks had more than 10 toys sold?
- 5) How many weeks had fewer than 31 toys sold?
- 6) Which week had more toys sold? week 4 or week 3?
- 7) Which week had fewer toys sold? week 7 or week 2?
- 8) How many more toys were sold on week 1 than were sold on week 2?
- 9) Which week had exactly 7 toys sold?
- 10) How many fewer toys were sold on week 5 than were sold on week 3?



Use the chart to answer each question.

Name	Dollars Earned
Amy	
Gwen	
Lana	
Oliver	
Kaleb	
Victor	
Henry	

Answers

1. _____
2. _____
3. _____
4. _____
5. _____
6. _____
7. _____
8. _____
9. _____
10. _____

- 1) Who earned the least amount of money?
- 2) Who earned the most money?
- 3) How much money did Victor earn?
- 4) How many people earned more than \$17?
- 5) How many people earned less than 15 dollars?
- 6) Who earned more? Henry or Amy?
- 7) Who earned less? Victor or Oliver?
- 8) How much more did Henry earn than Gwen?
- 9) Who earned exactly 22 dollars?
- 10) How much less did Lana earn than Amy earned?



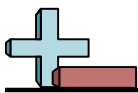
Use the chart to answer each question.

Name	Dollars Earned	
Amy		50
Gwen		13
Lana		23
Oliver		22
Kaleb		44
Victor		28
Henry		19

Answers

1. Gwen
2. Amy
3. 28
4. 6
5. 1
6. Amy
7. Oliver
8. 6
9. Oliver
10. 27

- 1) Who earned the least amount of money?
- 2) Who earned the most money?
- 3) How much money did Victor earn?
- 4) How many people earned more than \$17?
- 5) How many people earned less than 15 dollars?
- 6) Who earned more? Henry or Amy?
- 7) Who earned less? Victor or Oliver?
- 8) How much more did Henry earn than Gwen?
- 9) Who earned exactly 22 dollars?
- 10) How much less did Lana earn than Amy earned?



Use the chart to answer each question.

Name	Minutes Spent Studying
Emily	
Amy	
Rachel	
Roger	
Dave	
Sam	
George	

Answers

1. _____
2. _____
3. _____
4. _____
5. _____
6. _____
7. _____
8. _____
9. _____
10. _____

- 1) Who spent the least time studying?
- 2) Who spent the most time studying?
- 3) How many minutes did Sam spend studying?
- 4) How many people spent more than 50 minutes studying?
- 5) How many people spent less than 15 minutes studying?
- 6) Who studied longer? Emily or Dave?
- 7) Who spent less time studying? Sam or George?
- 8) How much longer did Roger spend studying than Rachel spent?
- 9) Who studied for exactly 14 minutes?
- 10) How much less time did George study than Dave?



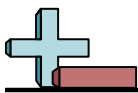
Use the chart to answer each question.

Name	Boxes of Candy Sold
Sarah	
Debby	
Olivia	
Jerry	
Victor	
Frank	
Oliver	

Answers

- 1. _____
- 2. _____
- 3. _____
- 4. _____
- 5. _____
- 6. _____
- 7. _____
- 8. _____
- 9. _____
- 10. _____

- 1) Who sold the fewest boxes?
- 2) Who sold the greatest number of boxes?
- 3) How many boxes of candy did Oliver sell?
- 4) How many people sold more than 27 boxes?
- 5) How many people sold less than 22 boxes?
- 6) Who sold more? Frank or Oliver?
- 7) Who sold less? Jerry or Olivia?
- 8) How much more did Victor sell than Oliver sold?
- 9) Who sold exactly 40 boxes?
- 10) How much less did Olivia sell than Sarah sold?



Use the chart to answer each question.

Name	Boxes of Candy Sold	
Sarah		32
Debby		22
Olivia		17
Jerry		49
Victor		40
Frank		48
Oliver		27

Answers

1. Olivia
2. Jerry
3. 27
4. 4
5. 1
6. Frank
7. Olivia
8. 13
9. Victor
10. 15

- 1) Who sold the fewest boxes?
- 2) Who sold the greatest number of boxes?
- 3) How many boxes of candy did Oliver sell?
- 4) How many people sold more than 27 boxes?
- 5) How many people sold less than 22 boxes?
- 6) Who sold more? Frank or Oliver?
- 7) Who sold less? Jerry or Olivia?
- 8) How much more did Victor sell than Oliver sold?
- 9) Who sold exactly 40 boxes?
- 10) How much less did Olivia sell than Sarah sold?



Use the chart to answer each question.

Day	Books Sold
Monday	
Tuesday	
Wednesday	
Thursday	
Friday	
Saturday	
Sunday	

Answers

1. _____
2. _____
3. _____
4. _____
5. _____
6. _____
7. _____
8. _____
9. _____
10. _____

- 1) Which day had the fewest number of books sold?
- 2) Which day had the greatest number of books sold?
- 3) How many books were sold on {test}?
- 4) How many days were more than 48 books sold?
- 5) How many days were fewer than 46 books sold?
- 6) Which day had more books sold? Wednesday or Thursday?
- 7) Which day had fewer books sold? Tuesday or Monday?
- 8) How many more books were sold on Tuesday than were sold on Thursday?
- 9) Which day had exactly 21 books sold?
- 10) How many fewer books were sold on Wednesday than were sold on Friday?



Use the chart to answer each question.

Day	Books Sold	
Monday		25
Tuesday		32
Wednesday		28
Thursday		19
Friday		47
Saturday		18
Sunday		21

- Which day had the fewest number of books sold?
- Which day had the greatest number of books sold?
- How many books were sold on {test}?
- How many days were more than 48 books sold?
- How many days were fewer than 46 books sold?
- Which day had more books sold? Wednesday or Thursday?
- Which day had fewer books sold? Tuesday or Monday?
- How many more books were sold on Tuesday than were sold on Thursday?
- Which day had exactly 21 books sold?
- How many fewer books were sold on Wednesday than were sold on Friday?

Answers

- Saturday
- Friday
- 19
- 0
- 6
- Wednesday
- Monday
- 13
- Sunday
- 19



Use the chart to answer each question.

Week	Toys Sold
week 1	
week 2	
week 3	
week 4	
week 5	
week 6	
week 7	







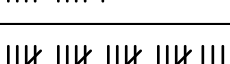
Answers

1. _____
2. _____
3. _____
4. _____
5. _____
6. _____
7. _____
8. _____
9. _____
10. _____

- 1) Which week had the fewest number of toys sold?
- 2) Which week had the greatest number of toys sold?
- 3) How many toys were sold on week 5?
- 4) How many weeks had more than 16 toys sold?
- 5) How many weeks had fewer than 6 toys sold?
- 6) Which week had more toys sold? week 4 or week 6?
- 7) Which week had fewer toys sold? week 2 or week 3?
- 8) How many more toys were sold on week 3 than were sold on week 6?
- 9) Which week had exactly 22 toys sold?
- 10) How many fewer toys were sold on week 5 than were sold on week 7?



Use the chart to answer each question.

Week	Toys Sold	
week 1		39
week 2		30
week 3		22
week 4		19
week 5		13
week 6		11
week 7		23

Answers

1. week 6
2. week 1
3. 13
4. 5
5. 0
6. week 4
7. week 3
8. 11
9. week 3
10. 10

- 1) Which week had the fewest number of toys sold?
- 2) Which week had the greatest number of toys sold?
- 3) How many toys were sold on week 5?
- 4) How many weeks had more than 16 toys sold?
- 5) How many weeks had fewer than 6 toys sold?
- 6) Which week had more toys sold? week 4 or week 6?
- 7) Which week had fewer toys sold? week 2 or week 3?
- 8) How many more toys were sold on week 3 than were sold on week 6?
- 9) Which week had exactly 22 toys sold?
- 10) How many fewer toys were sold on week 5 than were sold on week 7?



Use the chart to answer each question.

Team	Points Scored
Alpha	
Beta	
Gamma	
Delta	
Epsilon	
Zeta	
Kappa	

Answers

1. _____
2. _____
3. _____
4. _____
5. _____
6. _____
7. _____
8. _____
9. _____
10. _____

- 1) Which team scored the fewest points?
- 2) Which team scored the greatest number of points?
- 3) How many points did Kappa score?
- 4) How many teams had more than 20 points?
- 5) How many teams had less than 34 points?
- 6) Which team had more points? Gamma or Kappa?
- 7) Which had fewer points? Alpha or Beta?
- 8) How many more points did Alpha score than Delta?
- 9) Which team scored exactly 24 points?
- 10) How many fewer points did Kappa score than Epsilon scored?



Use the chart to answer each question.

Team	Points Scored
Alpha	36
Beta	24
Gamma	37
Delta	7
Epsilon	38
Zeta	16
Kappa	22

- Which team scored the fewest points?
- Which team scored the greatest number of points?
- How many points did Kappa score?
- How many teams had more than 20 points?
- How many teams had less than 34 points?
- Which team had more points? Gamma or Kappa?
- Which had fewer points? Alpha or Beta?
- How many more points did Alpha score than Delta?
- Which team scored exactly 24 points?
- How many fewer points did Kappa score than Epsilon scored?

Answers

- Delta**
- Epsilon**
- 22**
- 5**
- 4**
- Gamma**
- Beta**
- 29**
- Beta**
- 16**



Use the chart to answer each question.

Team	Points Scored
Alpha	
Beta	
Gamma	
Delta	
Epsilon	
Zeta	
Kappa	

Answers

1. _____
2. _____
3. _____
4. _____
5. _____
6. _____
7. _____
8. _____
9. _____
10. _____

- 1) Which team scored the fewest points?
- 2) Which team scored the greatest number of points?
- 3) How many points did Gamma score?
- 4) How many teams had more than 30 points?
- 5) How many teams had less than 11 points?
- 6) Which team had more points? Kappa or Zeta?
- 7) Which had fewer points? Delta or Gamma?
- 8) How many more points did Beta score than Delta?
- 9) Which team scored exactly 22 points?
- 10) How many fewer points did Kappa score than Zeta scored?



Use the chart to answer each question.

Team	Points Scored
Alpha	15
Beta	43
Gamma	46
Delta	41
Epsilon	22
Zeta	28
Kappa	20

- Which team scored the fewest points?
- Which team scored the greatest number of points?
- How many points did Gamma score?
- How many teams had more than 30 points?
- How many teams had less than 11 points?
- Which team had more points? Kappa or Zeta?
- Which had fewer points? Delta or Gamma?
- How many more points did Beta score than Delta?
- Which team scored exactly 22 points?
- How many fewer points did Kappa score than Zeta scored?

Answers

- Alpha
- Gamma
- 46
- 3
- 0
- Zeta
- Delta
- 2
- Epsilon
- 8