
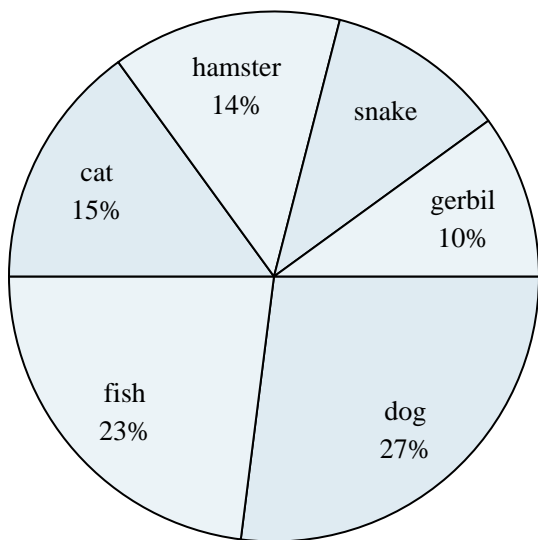




Use the graph to solve.

Time Spent on Homework

- 1) The most time was spent on which subject?
- 2) Which two subjects accounted for about half the time spent?
- 3) The least time was spent on which subject?
- 4) What is the combined amount of time spent on spelling and reading?
- 5) What percent of the time was spent working on science?

Favorite Pet


- 6) Which pet did the least amount of people say was their favorite?
- 7) Which pet did the greatest number of people like?
- 8) What percent of people preferred either the dog or the hamster?
- 9) What percent of people said the gerbil was their favorite pet?
- 10) Which two pets did about half the people say was their favorite?

Answers

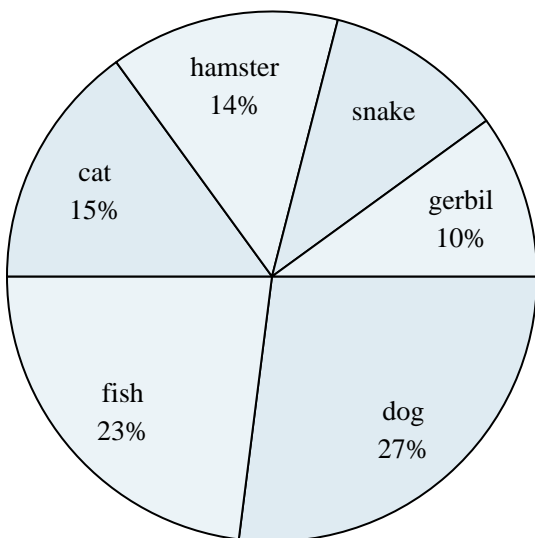
1. _____
2. _____
3. _____
4. _____
5. _____
6. _____
7. _____
8. _____
9. _____
10. _____



Use the graph to solve.

Time Spent on Homework

- 1) The most time was spent on which subject?
- 2) Which two subjects accounted for about half the time spent?
- 3) The least time was spent on which subject?
- 4) What is the combined amount of time spent on spelling and reading?
- 5) What percent of the time was spent working on science?

Favorite Pet

- 6) Which pet did the least amount of people say was their favorite?
- 7) Which pet did the greatest number of people like?
- 8) What percent of people preferred either the dog or the hamster?
- 9) What percent of people said the gerbil was their favorite pet?
- 10) Which two pets did about half the people say was their favorite?

Answers

1. **math**
2. **math & spelling**
3. **english**
4. **37%**
5. **14%**
6. **gerbil**
7. **dog**
8. **41%**
9. **10%**
10. **dog & fish**