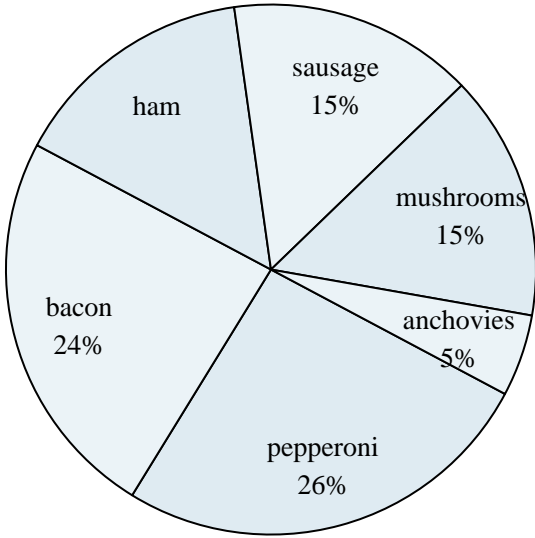




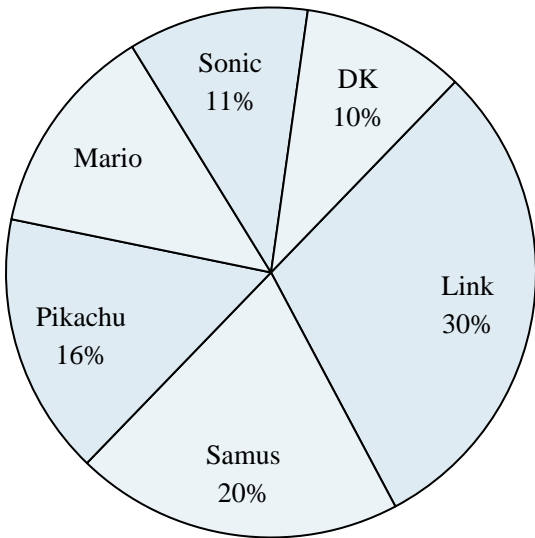
Use the graph to solve.

**Favorite Pizza Topping**



- 1) What percent of people said ham was their favorite?
- 2) Which topping was the least popular?
- 3) Which two toppings did about half the people like the best?
- 4) What percent of people said either sausage or mushrooms was their favorite?
- 5) Which topping was the most popular?

**Favorite Game Character**



- 6) Which character was the least popular?
- 7) What percent of people said Pikachu was their favorite?
- 8) Which two characters did about half the people say was their favorite?
- 9) What percent of people said either Samus or Sonic was their favorite?
- 10) Which character was the most popular?

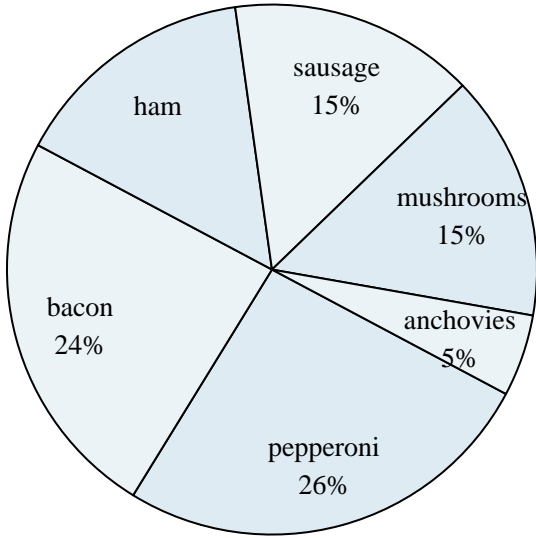
Answers

1. \_\_\_\_\_
2. \_\_\_\_\_
3. \_\_\_\_\_
4. \_\_\_\_\_
5. \_\_\_\_\_
6. \_\_\_\_\_
7. \_\_\_\_\_
8. \_\_\_\_\_
9. \_\_\_\_\_
10. \_\_\_\_\_



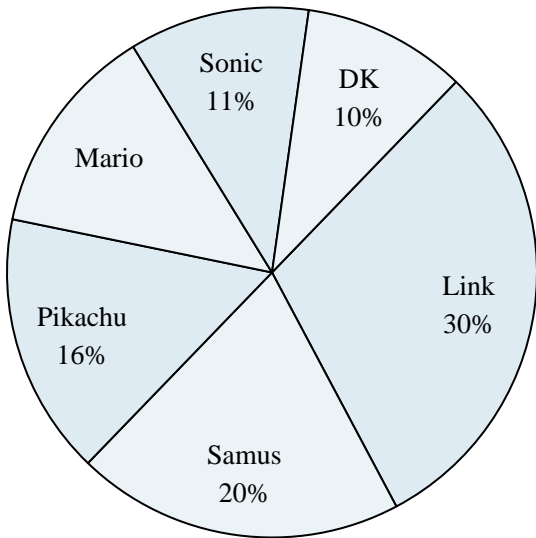
Use the graph to solve.

**Favorite Pizza Topping**



- 1) What percent of people said ham was their favorite?
- 2) Which topping was the least popular?
- 3) Which two toppings did about half the people like the best?
- 4) What percent of people said either sausage or mushrooms was their favorite?
- 5) Which topping was the most popular?

**Favorite Game Character**



- 6) Which character was the least popular?
- 7) What percent of people said Pikachu was their favorite?
- 8) Which two characters did about half the people say was their favorite?
- 9) What percent of people said either Samus or Sonic was their favorite?
- 10) Which character was the most popular?

Answers

1. 15%
2. anchovies
3. pepperoni & bacon
4. 30%
5. pepperoni
6. DK
7. 16%
8. Link & Samus
9. 31%
10. Link