



Solve each problem.

Use the graphic to the right to find the following (if possible):

1) Perpendicular Lines \_\_\_\_\_

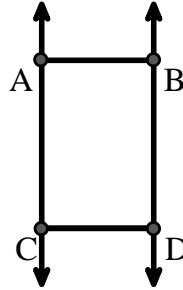
2) A Segment \_\_\_\_\_

3) A Line \_\_\_\_\_

4) Parallel Lines \_\_\_\_\_

5) Intersecting Lines \_\_\_\_\_

6) A Ray \_\_\_\_\_



Answers

1. \_\_\_\_\_

2. \_\_\_\_\_

3. \_\_\_\_\_

4. \_\_\_\_\_

5. \_\_\_\_\_

6. \_\_\_\_\_

7. \_\_\_\_\_

8. \_\_\_\_\_

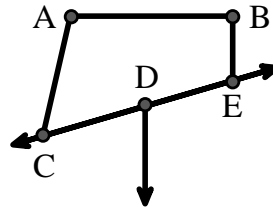
Use the graphic to the right to find the following (if possible):

7) Obtuse Angle \_\_\_\_\_

8) Right Angle \_\_\_\_\_

9) Acute Angle \_\_\_\_\_

10) Straight Angle \_\_\_\_\_



9. \_\_\_\_\_

10. \_\_\_\_\_

11. graph

12. graph

13. graph

14. graph

15. graph

Use the dot matrix to draw the following:


11) Line  $\overleftrightarrow{AC}$

12) Segment  $\overline{AB}$

13) Angle  $\angle ABD$

14) Line  $\overleftrightarrow{EF}$  parallel to line  $\overleftrightarrow{AC}$

15) Segment  $\overline{EG}$  perpendicular to  $\overleftrightarrow{EF}$





Solve each problem.

Use the graphic to the right to find the following (if possible):

1) Perpendicular Lines \_\_\_\_\_

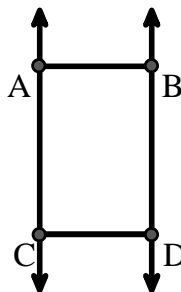
2) A Segment  $\overline{AB}$ ,  $\overline{AC}$ ,  $\overline{BD}$ ,  $\overline{CD}$

3) A Line  $\overleftrightarrow{AC}$ ,  $\overleftrightarrow{BD}$

4) Parallel Lines  $(\vec{A} \ \& \ \vec{B})$ ,  $(\vec{A} \ \& \ \vec{C})$ ,  $(\vec{B} \ \& \ \vec{D})$ ,  $(\vec{C} \ \& \ \vec{D})$

5) Intersecting Lines \_\_\_\_\_

6) A Ray  $\vec{AC}$ ,  $\vec{BD}$ ,  $\vec{CA}$ ,  $\vec{DB}$



Answers

1. none

2.  $\overline{AB}$

3.  $\overleftrightarrow{AC}$

4.  $(\vec{A} \ \& \ \vec{B})$

5. none

6.  $\vec{AC}$

7.  $\angle CAB$

8.  $\angle ABE$

9.  $\angle ACD$

10.  $\angle CDE$

11. graph

12. graph

13. graph

14. graph

15. graph

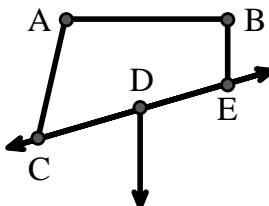
Use the graphic to the right to find the following (if possible):

7) Obtuse Angle  $\angle CAB$ ,  $\angle BED$

8) Right Angle  $\angle ABE$ ,  $\angle ABD$ ,  $\angle CBD$

9) Acute Angle  $\angle ACD$

10) Straight Angle  $\angle CDE$



Use the dot matrix to draw the following:

11) Line  $\overleftrightarrow{AC}$

12) Segment  $\overline{AB}$

13) Angle  $\angle ABD$

14) Line  $\overleftrightarrow{EF}$  parallel to line  $\overleftrightarrow{AC}$

15) Segment  $\overline{EG}$  perpendicular to  $\overleftrightarrow{EF}$

