



Solve each problem.

Use the graphic to the right to find the following (if possible):

1) A Line _____

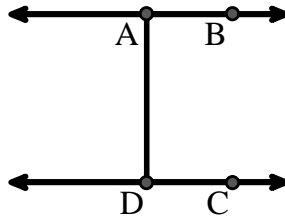
2) Parallel Lines _____

3) Perpendicular Lines _____

4) A Segment _____

5) Intersecting Lines _____

6) A Ray _____



Answers

1. _____

2. _____

3. _____

4. _____

5. _____

6. _____

7. _____

8. _____

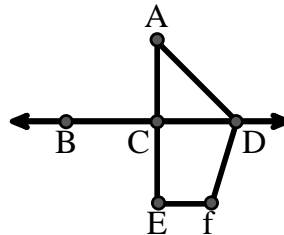
Use the graphic to the right to find the following (if possible):

7) Acute Angle _____

8) Straight Angle _____

9) Obtuse Angle _____

10) Right Angle _____



9. _____

10. _____

11. graph

12. graph

13. graph

14. graph

15. graph

Use the dot matrix to draw the following:


11) Segment \overline{AC}

12) Straight Angle $\angle ABC$

13) Segment \overleftrightarrow{BD} perpendicular to \overline{BC}

14) Segment \overleftrightarrow{CE} parallel to segment \overline{BD}

15) Line \overleftrightarrow{FG} parallel to angle $\angle ABC$





Solve each problem.

Use the graphic to the right to find the following (if possible):

1) A Line $\overleftrightarrow{AB}, \overleftrightarrow{CD}$

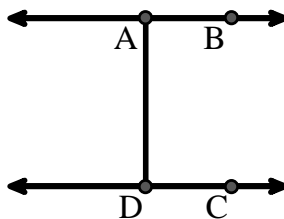
2) Parallel Lines $(\overleftrightarrow{A} \& \overleftrightarrow{B}), (\overleftrightarrow{C} \& \overleftrightarrow{D}), (\overleftrightarrow{A} \& \overleftrightarrow{D})$

3) Perpendicular Lines _____

4) A Segment $\overline{AB}, \overline{CD}, \overline{AD}$

5) Intersecting Lines _____

6) A Ray $\overrightarrow{AB}, \overrightarrow{BA}, \overrightarrow{DC}, \overrightarrow{CD}$



Answers

1. \overleftrightarrow{AB}

2. $(\overleftrightarrow{A} \& \overleftrightarrow{B})$

3. none

4. \overline{AB}

5. none

6. \overrightarrow{AB}

7. $\angle CAD$

8. $\angle BCD$

9. $\angle ADF$

10. $\angle ACD$

11. graph

12. graph

13. graph

14. graph

15. graph

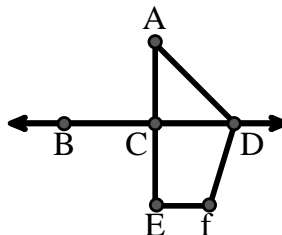
Use the graphic to the right to find the following (if possible):

7) Acute Angle $\angle CAD$

8) Straight Angle $\angle BCD, \angle ACE$

9) Obtuse Angle $\angle ADF, \angle DFE$

10) Right Angle $\angle ACD, \angle CEF, \angle DCE$



Use the dot matrix to draw the following:

11) Segment \overline{AC}

12) Straight Angle $\angle ABC$

13) Segment \overleftrightarrow{BD} perpendicular to \overline{BC}

14) Segment \overleftrightarrow{CE} parallel to segment \overline{BD}

15) Line \overleftrightarrow{FG} parallel to angle $\angle ABC$

