





Create and label the line plot using the set of numbers provided.

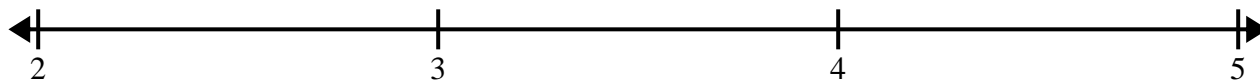
- 1) 5 5 4 4 $4\frac{1}{2}$ 5 4 $5\frac{1}{2}$
 3 $3\frac{1}{2}$ $5\frac{1}{2}$ $5\frac{1}{2}$ $4\frac{1}{2}$ $4\frac{1}{2}$ 3 3




- 2) $6\frac{3}{4}$ $5\frac{1}{4}$ 4 4 $6\frac{1}{4}$ $5\frac{3}{4}$ $5\frac{1}{4}$ $5\frac{2}{4}$
 $5\frac{1}{4}$ 6 $4\frac{2}{4}$ $6\frac{1}{4}$ 4 $4\frac{3}{4}$ $5\frac{3}{4}$ $4\frac{3}{4}$




- 3) 3 $3\frac{6}{8}$ $4\frac{5}{8}$ $2\frac{3}{8}$ $3\frac{4}{8}$ 3 $2\frac{1}{8}$ $2\frac{1}{8}$
 $4\frac{4}{8}$ $3\frac{5}{8}$ $4\frac{4}{8}$ 2 $3\frac{1}{8}$ $4\frac{6}{8}$ $4\frac{1}{8}$ $4\frac{7}{8}$



- 4) 4 $6\frac{1}{4}$ 4 $4\frac{2}{4}$ $4\frac{2}{4}$ 6 4 $5\frac{1}{4}$
 $4\frac{2}{4}$ 6 $5\frac{1}{4}$ 6 $6\frac{1}{4}$ 5 $6\frac{2}{4}$ $6\frac{3}{4}$



- 5) 10 10 9 $9\frac{1}{2}$ 10 $10\frac{1}{2}$ 11 9
 11 $11\frac{1}{2}$ 9 $11\frac{1}{2}$ $9\frac{1}{2}$ $10\frac{1}{2}$ $10\frac{1}{2}$ $11\frac{1}{2}$





Create and label the line plot using the set of numbers provided.

