



Determine which fraction goes in the middle to make the comparison true.

**Answers**

1)  $\frac{3}{8}$  < ? <  $\frac{5}{8}$

$\frac{4}{8}$        $\frac{2}{8}$

$\frac{5}{6}$        $\frac{6}{8}$

2)  $\frac{1}{4}$  < ? <  $\frac{2}{3}$

$\frac{1}{6}$        $\frac{4}{8}$

$\frac{6}{8}$        $\frac{5}{6}$

3)  $\frac{3}{6}$  < ? <  $\frac{2}{3}$

$\frac{2}{8}$        $\frac{1}{8}$

$\frac{5}{8}$        $\frac{6}{8}$

4)  $\frac{1}{8}$  < ? <  $\frac{2}{4}$

$\frac{1}{6}$        $\frac{5}{6}$

$\frac{3}{4}$        $\frac{5}{8}$

5)  $\frac{3}{8}$  < ? <  $\frac{4}{6}$

$\frac{3}{6}$        $\frac{3}{4}$        $\frac{1}{4}$        $\frac{5}{6}$

6)  $\frac{2}{6}$  < ? <  $\frac{4}{6}$

$\frac{5}{6}$        $\frac{1}{2}$        $\frac{1}{8}$        $\frac{7}{8}$

7)  $\frac{2}{8}$  < ? <  $\frac{3}{6}$

$\frac{5}{6}$        $\frac{1}{3}$

$\frac{1}{8}$        $\frac{4}{6}$

8)  $\frac{2}{8}$  < ? <  $\frac{2}{4}$

$\frac{2}{6}$        $\frac{7}{8}$

$\frac{2}{3}$        $\frac{1}{6}$

1. \_\_\_\_\_
2. \_\_\_\_\_
3. \_\_\_\_\_
4. \_\_\_\_\_
5. \_\_\_\_\_
6. \_\_\_\_\_
7. \_\_\_\_\_
8. \_\_\_\_\_



Determine which fraction goes in the middle to make the comparison true.

**Answers**

1)  $\frac{3}{8}$  < ? <  $\frac{5}{8}$

$\frac{4}{8}$        $\frac{2}{8}$

$\frac{5}{6}$        $\frac{6}{8}$

2)  $\frac{1}{4}$  < ? <  $\frac{2}{3}$

$\frac{1}{6}$        $\frac{4}{8}$

$\frac{6}{8}$        $\frac{5}{6}$

3)  $\frac{3}{6}$  < ? <  $\frac{2}{3}$

$\frac{2}{8}$        $\frac{1}{8}$

$\frac{5}{8}$        $\frac{6}{8}$

4)  $\frac{1}{8}$  < ? <  $\frac{2}{4}$

$\frac{1}{6}$        $\frac{5}{6}$

$\frac{3}{4}$        $\frac{5}{8}$

5)  $\frac{3}{8}$  < ? <  $\frac{4}{6}$

$\frac{3}{6}$        $\frac{3}{4}$        $\frac{1}{4}$        $\frac{5}{6}$

6)  $\frac{2}{6}$  < ? <  $\frac{4}{6}$

$\frac{5}{6}$        $\frac{1}{2}$        $\frac{1}{8}$        $\frac{7}{8}$

7)  $\frac{2}{8}$  < ? <  $\frac{3}{6}$

$\frac{5}{6}$        $\frac{1}{3}$

$\frac{1}{8}$        $\frac{4}{6}$

8)  $\frac{2}{8}$  < ? <  $\frac{2}{4}$

$\frac{2}{6}$        $\frac{7}{8}$

$\frac{2}{3}$        $\frac{1}{6}$

1.  $\frac{4}{8}$
2.  $\frac{4}{8}$
3.  $\frac{5}{8}$
4.  $\frac{1}{6}$
5.  $\frac{3}{6}$
6.  $\frac{1}{2}$
7.  $\frac{1}{3}$
8.  $\frac{2}{6}$



Determine which fraction goes in the middle to make the comparison true.

**Answers**

1)  $\frac{1}{3}$  < ? <  $\frac{4}{8}$

$\frac{5}{8}$        $\frac{2}{3}$

$\frac{5}{6}$        $\frac{3}{8}$

2)  $\frac{4}{8}$  < ? <  $\frac{4}{6}$

$\frac{5}{6}$        $\frac{3}{4}$

$\frac{5}{8}$        $\frac{2}{8}$

3)  $\frac{1}{8}$  < ? <  $\frac{3}{8}$

$\frac{7}{8}$        $\frac{1}{4}$

$\frac{2}{4}$        $\frac{5}{6}$

4)  $\frac{2}{6}$  < ? <  $\frac{1}{2}$

$\frac{7}{8}$        $\frac{3}{8}$

$\frac{6}{8}$        $\frac{2}{3}$

5)  $\frac{3}{8}$  < ? <  $\frac{4}{6}$

$\frac{2}{6}$        $\frac{1}{4}$

$\frac{5}{8}$        $\frac{6}{8}$

6)  $\frac{3}{6}$  < ? <  $\frac{5}{6}$

$\frac{3}{4}$        $\frac{7}{8}$

$\frac{1}{6}$        $\frac{1}{8}$

7)  $\frac{1}{6}$  < ? <  $\frac{5}{8}$

$\frac{3}{8}$        $\frac{5}{6}$

$\frac{6}{8}$        $\frac{1}{8}$

8)  $\frac{2}{8}$  < ? <  $\frac{4}{6}$

$\frac{2}{6}$        $\frac{6}{8}$

$\frac{1}{8}$        $\frac{7}{8}$

1. \_\_\_\_\_
2. \_\_\_\_\_
3. \_\_\_\_\_
4. \_\_\_\_\_
5. \_\_\_\_\_
6. \_\_\_\_\_
7. \_\_\_\_\_
8. \_\_\_\_\_



Determine which fraction goes in the middle to make the comparison true.

**Answers**

1)  $\frac{1}{3}$   $<$   $?$   $<$   $\frac{4}{8}$

$\frac{5}{8}$   $\frac{2}{3}$

$\frac{5}{6}$   $\frac{3}{8}$

2)  $\frac{4}{8}$   $<$   $?$   $<$   $\frac{4}{6}$

$\frac{5}{6}$   $\frac{3}{4}$

$\frac{5}{8}$   $\frac{2}{8}$

3)  $\frac{1}{8}$   $<$   $?$   $<$   $\frac{3}{8}$

$\frac{7}{8}$   $\frac{1}{4}$

$\frac{2}{4}$   $\frac{5}{6}$

4)  $\frac{2}{6}$   $<$   $?$   $<$   $\frac{1}{2}$

$\frac{7}{8}$   $\frac{3}{8}$

$\frac{6}{8}$   $\frac{2}{3}$

5)  $\frac{3}{8}$   $<$   $?$   $<$   $\frac{4}{6}$

$\frac{2}{6}$   $\frac{1}{4}$   $\frac{5}{8}$   $\frac{6}{8}$

6)  $\frac{3}{6}$   $<$   $?$   $<$   $\frac{5}{6}$

$\frac{3}{4}$   $\frac{7}{8}$   $\frac{1}{6}$   $\frac{1}{8}$

7)  $\frac{1}{6}$   $<$   $?$   $<$   $\frac{5}{8}$

$\frac{3}{8}$   $\frac{5}{6}$

$\frac{6}{8}$   $\frac{1}{8}$

8)  $\frac{2}{8}$   $<$   $?$   $<$   $\frac{4}{6}$

$\frac{2}{6}$   $\frac{6}{8}$

$\frac{1}{8}$   $\frac{7}{8}$

1.  $\frac{3}{8}$
2.  $\frac{5}{8}$
3.  $\frac{1}{4}$
4.  $\frac{3}{8}$
5.  $\frac{5}{8}$
6.  $\frac{3}{4}$
7.  $\frac{3}{8}$
8.  $\frac{2}{6}$



Determine which fraction goes in the middle to make the comparison true.

**Answers**

1)  $\frac{1}{3}$  < ? <  $\frac{6}{8}$

$\frac{7}{8}$        $\frac{1}{2}$

$\frac{5}{6}$        $\frac{1}{6}$

2)  $\frac{2}{8}$  < ? <  $\frac{4}{6}$

$\frac{7}{8}$        $\frac{3}{6}$

$\frac{3}{4}$        $\frac{1}{6}$

3)  $\frac{2}{8}$  < ? <  $\frac{5}{8}$

$\frac{1}{8}$        $\frac{2}{3}$

$\frac{1}{6}$        $\frac{3}{8}$

4)  $\frac{1}{8}$  < ? <  $\frac{2}{8}$

$\frac{1}{3}$        $\frac{1}{6}$

$\frac{2}{4}$        $\frac{4}{6}$

5)  $\frac{1}{6}$  < ? <  $\frac{2}{3}$

$\frac{1}{8}$        $\frac{4}{8}$

$\frac{7}{8}$        $\frac{6}{8}$

6)  $\frac{1}{8}$  < ? <  $\frac{1}{4}$

$\frac{4}{6}$        $\frac{1}{3}$

$\frac{1}{6}$        $\frac{2}{4}$

7)  $\frac{1}{4}$  < ? <  $\frac{3}{8}$

$\frac{4}{8}$        $\frac{3}{4}$

$\frac{1}{3}$        $\frac{5}{8}$

8)  $\frac{1}{4}$  < ? <  $\frac{1}{2}$

$\frac{1}{3}$        $\frac{6}{8}$

$\frac{1}{8}$        $\frac{5}{6}$

1. \_\_\_\_\_
2. \_\_\_\_\_
3. \_\_\_\_\_
4. \_\_\_\_\_
5. \_\_\_\_\_
6. \_\_\_\_\_
7. \_\_\_\_\_
8. \_\_\_\_\_



Determine which fraction goes in the middle to make the comparison true.

**Answers**

1)  $\frac{1}{3}$  < ? <  $\frac{6}{8}$

$\frac{7}{8}$        $\frac{1}{2}$

$\frac{5}{6}$        $\frac{1}{6}$

2)  $\frac{2}{8}$  < ? <  $\frac{4}{6}$

$\frac{7}{8}$        $\frac{3}{6}$

$\frac{3}{4}$        $\frac{1}{6}$

3)  $\frac{2}{8}$  < ? <  $\frac{5}{8}$

$\frac{1}{8}$        $\frac{2}{3}$

$\frac{1}{6}$        $\frac{3}{8}$

4)  $\frac{1}{8}$  < ? <  $\frac{2}{8}$

$\frac{1}{3}$        $\frac{1}{6}$

$\frac{2}{4}$        $\frac{4}{6}$

5)  $\frac{1}{6}$  < ? <  $\frac{2}{3}$

$\frac{1}{8}$        $\frac{4}{8}$

$\frac{7}{8}$        $\frac{6}{8}$

6)  $\frac{1}{8}$  < ? <  $\frac{1}{4}$

$\frac{4}{6}$        $\frac{1}{3}$

$\frac{1}{6}$        $\frac{2}{4}$

7)  $\frac{1}{4}$  < ? <  $\frac{3}{8}$

$\frac{4}{8}$        $\frac{3}{4}$

$\frac{1}{3}$        $\frac{5}{8}$

8)  $\frac{1}{4}$  < ? <  $\frac{1}{2}$

$\frac{1}{3}$        $\frac{6}{8}$

$\frac{1}{8}$        $\frac{5}{6}$

1.  $\frac{1}{2}$
2.  $\frac{3}{6}$
3.  $\frac{3}{8}$
4.  $\frac{1}{6}$
5.  $\frac{4}{8}$
6.  $\frac{1}{6}$
7.  $\frac{1}{3}$
8.  $\frac{1}{3}$



Determine which fraction goes in the middle to make the comparison true.

**Answers**

1)  $\frac{1}{8}$  < ? <  $\frac{4}{8}$

$\frac{3}{8}$        $\frac{4}{6}$

$\frac{7}{8}$        $\frac{3}{4}$

2)  $\frac{1}{4}$  < ? <  $\frac{3}{6}$

$\frac{1}{3}$        $\frac{5}{6}$

$\frac{3}{4}$        $\frac{7}{8}$

3)  $\frac{1}{6}$  < ? <  $\frac{3}{8}$

$\frac{1}{8}$        $\frac{1}{2}$

$\frac{1}{3}$        $\frac{7}{8}$

4)  $\frac{1}{3}$  < ? <  $\frac{3}{4}$

$\frac{5}{6}$        $\frac{5}{8}$

$\frac{1}{8}$        $\frac{2}{8}$

5)  $\frac{1}{3}$  < ? <  $\frac{5}{8}$

$\frac{3}{6}$        $\frac{7}{8}$        $\frac{5}{6}$        $\frac{6}{8}$

6)  $\frac{3}{8}$  < ? <  $\frac{5}{8}$

$\frac{4}{8}$        $\frac{3}{4}$        $\frac{2}{3}$        $\frac{2}{6}$

7)  $\frac{3}{8}$  < ? <  $\frac{5}{8}$

$\frac{1}{4}$        $\frac{7}{8}$

$\frac{4}{8}$        $\frac{2}{3}$

8)  $\frac{2}{6}$  < ? <  $\frac{4}{6}$

$\frac{1}{8}$        $\frac{6}{8}$

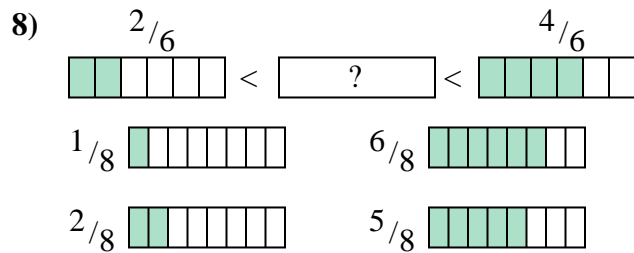
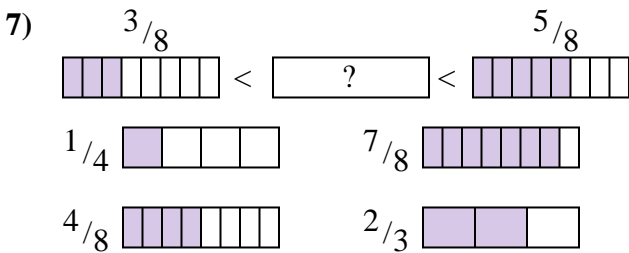
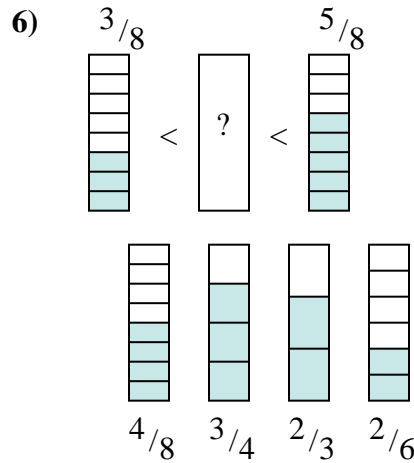
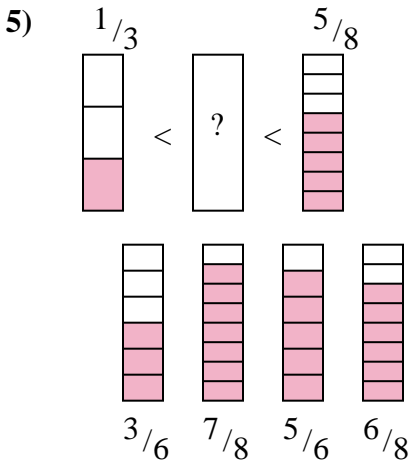
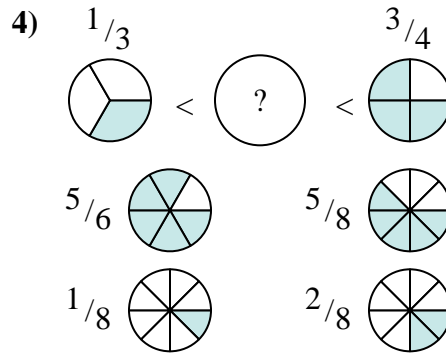
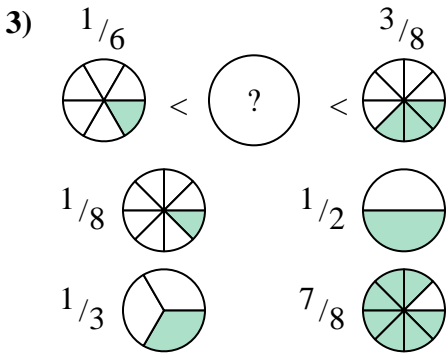
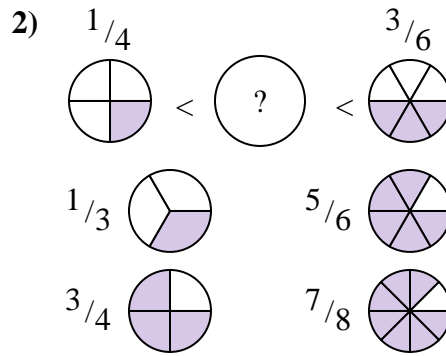
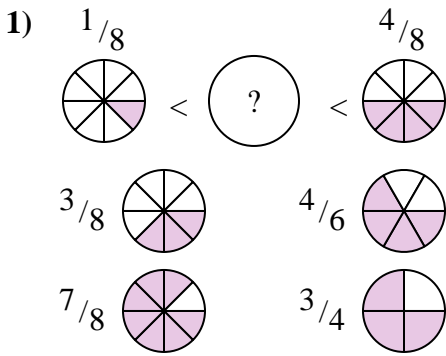
$\frac{2}{8}$        $\frac{5}{8}$

1. \_\_\_\_\_
2. \_\_\_\_\_
3. \_\_\_\_\_
4. \_\_\_\_\_
5. \_\_\_\_\_
6. \_\_\_\_\_
7. \_\_\_\_\_
8. \_\_\_\_\_



Determine which fraction goes in the middle to make the comparison true.

**Answers**



1.  $\frac{3}{8}$
2.  $\frac{1}{3}$
3.  $\frac{1}{3}$
4.  $\frac{5}{8}$
5.  $\frac{3}{6}$
6.  $\frac{4}{8}$
7.  $\frac{4}{8}$
8.  $\frac{5}{8}$





Determine which fraction goes in the middle to make the comparison true.

**Answers**

1)  $\frac{1}{8}$  < ( ? ) <  $\frac{3}{8}$

$\frac{2}{4}$        $\frac{2}{6}$

$\frac{5}{8}$        $\frac{4}{6}$

2)  $\frac{1}{3}$  < ( ? ) <  $\frac{2}{3}$

$\frac{2}{4}$        $\frac{1}{4}$

$\frac{7}{8}$        $\frac{6}{8}$

3)  $\frac{2}{8}$  < ( ? ) <  $\frac{2}{4}$

$\frac{5}{8}$        $\frac{7}{8}$

$\frac{1}{3}$        $\frac{1}{6}$

4)  $\frac{2}{6}$  < ( ? ) <  $\frac{3}{4}$

$\frac{2}{8}$        $\frac{5}{6}$

$\frac{3}{6}$        $\frac{1}{8}$

5)  $\frac{1}{3}$  < ( ? ) <  $\frac{5}{8}$

$\frac{6}{8}$        $\frac{3}{8}$        $\frac{1}{8}$        $\frac{4}{6}$

6)  $\frac{1}{8}$  < ( ? ) <  $\frac{2}{4}$

$\frac{3}{4}$        $\frac{7}{8}$        $\frac{1}{4}$        $\frac{5}{6}$

7)  $\frac{2}{6}$  < ( ? ) <  $\frac{5}{8}$

$\frac{1}{2}$        $\frac{4}{6}$

$\frac{2}{8}$        $\frac{7}{8}$

8)  $\frac{3}{8}$  < ( ? ) <  $\frac{4}{6}$

$\frac{1}{6}$        $\frac{3}{6}$

$\frac{6}{8}$        $\frac{5}{6}$

1. \_\_\_\_\_
2. \_\_\_\_\_
3. \_\_\_\_\_
4. \_\_\_\_\_
5. \_\_\_\_\_
6. \_\_\_\_\_
7. \_\_\_\_\_
8. \_\_\_\_\_



Determine which fraction goes in the middle to make the comparison true.

**Answers**

1)  $\frac{1}{8}$  < ? <  $\frac{3}{8}$

$\frac{2}{4}$        $\frac{2}{6}$

$\frac{5}{8}$        $\frac{4}{6}$

2)  $\frac{1}{3}$  < ? <  $\frac{2}{3}$

$\frac{2}{4}$        $\frac{1}{4}$

$\frac{7}{8}$        $\frac{6}{8}$

3)  $\frac{2}{8}$  < ? <  $\frac{2}{4}$

$\frac{5}{8}$        $\frac{7}{8}$

$\frac{1}{3}$        $\frac{1}{6}$

4)  $\frac{2}{6}$  < ? <  $\frac{3}{4}$

$\frac{2}{8}$        $\frac{5}{6}$

$\frac{3}{6}$        $\frac{1}{8}$

5)  $\frac{1}{3}$  < ? <  $\frac{5}{8}$

$\frac{6}{8}$        $\frac{3}{8}$        $\frac{1}{8}$        $\frac{4}{6}$

6)  $\frac{1}{8}$  < ? <  $\frac{2}{4}$

$\frac{3}{4}$        $\frac{7}{8}$        $\frac{1}{4}$        $\frac{5}{6}$

7)  $\frac{2}{6}$  < ? <  $\frac{5}{8}$

$\frac{1}{2}$        $\frac{4}{6}$

$\frac{2}{8}$        $\frac{7}{8}$

8)  $\frac{3}{8}$  < ? <  $\frac{4}{6}$

$\frac{1}{6}$        $\frac{3}{6}$



$\frac{6}{8}$        $\frac{5}{6}$



1.  $\frac{2}{6}$
2.  $\frac{2}{4}$
3.  $\frac{1}{3}$
4.  $\frac{3}{6}$
5.  $\frac{3}{8}$
6.  $\frac{1}{4}$
7.  $\frac{1}{2}$
8.  $\frac{3}{6}$







Determine which fraction goes in the middle to make the comparison true.



**Answers**



1)  $\frac{1}{4}$   < ? <  $\frac{5}{8}$  



$\frac{1}{2}$         $\frac{1}{8}$  



$\frac{2}{3}$         $\frac{7}{8}$  



2)  $\frac{4}{8}$   < ? <  $\frac{4}{6}$  



$\frac{2}{6}$         $\frac{6}{8}$  



$\frac{1}{8}$         $\frac{5}{8}$  



3)  $\frac{1}{6}$   < ? <  $\frac{1}{2}$  



$\frac{3}{8}$         $\frac{7}{8}$  



$\frac{3}{4}$         $\frac{5}{6}$  



4)  $\frac{2}{8}$   < ? <  $\frac{2}{3}$  



$\frac{5}{6}$         $\frac{1}{6}$  



$\frac{6}{8}$         $\frac{1}{2}$  



5)  $\frac{1}{6}$   < ? <  $\frac{1}{2}$  



$\frac{5}{8}$         $\frac{5}{6}$  

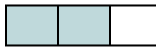
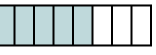
$\frac{4}{6}$         $\frac{1}{4}$  



6)  $\frac{2}{8}$   < ? <  $\frac{4}{8}$  

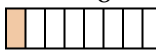
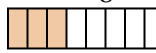
$\frac{1}{3}$         $\frac{6}{8}$  

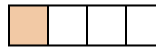
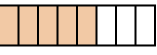
$\frac{7}{8}$         $\frac{4}{6}$  



7)  $\frac{1}{6}$   < ? <  $\frac{4}{8}$  

$\frac{2}{3}$         $\frac{5}{8}$  

$\frac{2}{6}$         $\frac{1}{8}$  

8)  $\frac{1}{8}$   < ? <  $\frac{3}{8}$  

$\frac{1}{4}$         $\frac{5}{8}$  

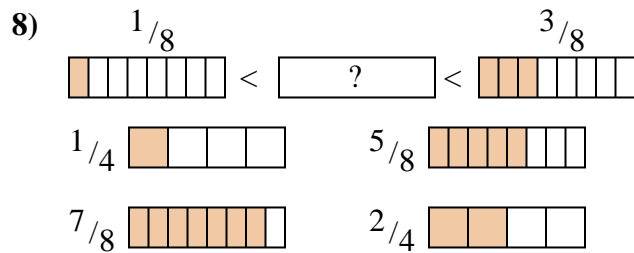
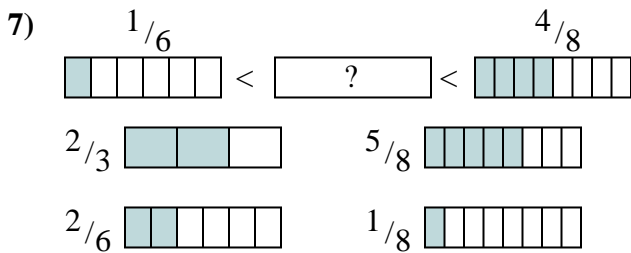
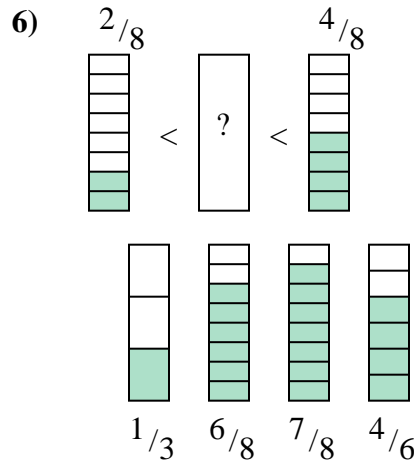
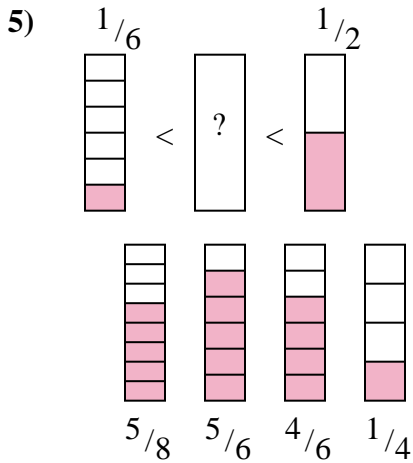
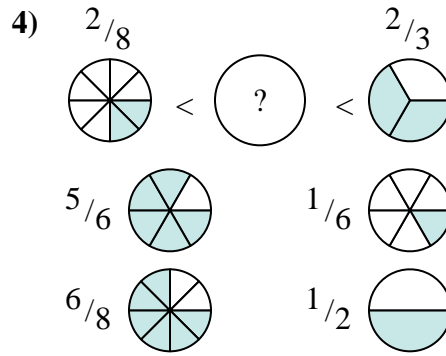
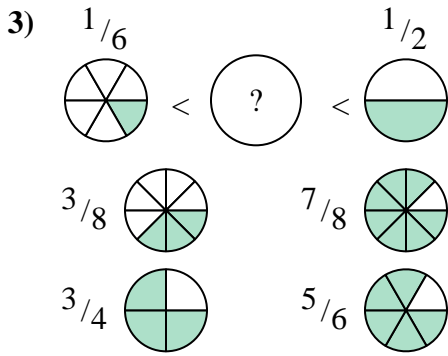
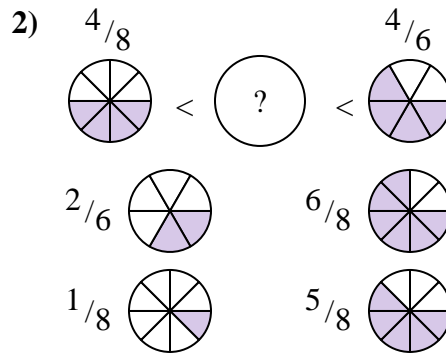
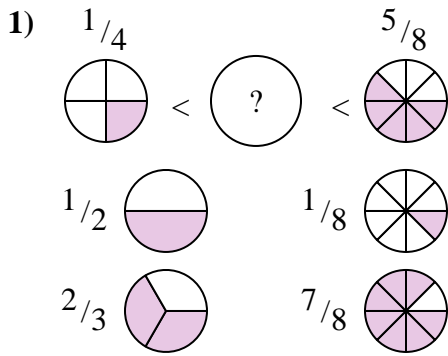
$\frac{7}{8}$         $\frac{2}{4}$  

1. \_\_\_\_\_
2. \_\_\_\_\_
3. \_\_\_\_\_
4. \_\_\_\_\_
5. \_\_\_\_\_
6. \_\_\_\_\_
7. \_\_\_\_\_
8. \_\_\_\_\_



Determine which fraction goes in the middle to make the comparison true.

**Answers**



1.  $\frac{1}{2}$
2.  $\frac{5}{8}$
3.  $\frac{3}{8}$
4.  $\frac{1}{2}$
5.  $\frac{1}{4}$
6.  $\frac{1}{3}$
7.  $\frac{2}{6}$
8.  $\frac{1}{4}$



Determine which fraction goes in the middle to make the comparison true.

**Answers**

1)  $\frac{3}{8}$  < ( ? ) <  $\frac{3}{4}$

$\frac{2}{6}$        $\frac{4}{6}$

$\frac{7}{8}$        $\frac{2}{8}$

2)  $\frac{2}{8}$  < ( ? ) <  $\frac{4}{8}$

$\frac{7}{8}$        $\frac{3}{8}$

$\frac{1}{6}$        $\frac{5}{8}$

3)  $\frac{1}{6}$  < ( ? ) <  $\frac{3}{6}$

$\frac{2}{3}$        $\frac{6}{8}$

$\frac{1}{3}$        $\frac{1}{8}$

4)  $\frac{2}{8}$  < ( ? ) <  $\frac{3}{8}$

$\frac{2}{4}$        $\frac{5}{6}$

$\frac{2}{6}$        $\frac{4}{6}$

5)  $\frac{3}{8}$  < ( ? ) <  $\frac{6}{8}$

$\frac{5}{6}$        $\frac{1}{6}$        $\frac{2}{4}$        $\frac{7}{8}$

6)  $\frac{2}{8}$  < ( ? ) <  $\frac{3}{8}$

$\frac{2}{6}$        $\frac{4}{8}$        $\frac{4}{6}$        $\frac{1}{6}$

7)  $\frac{1}{3}$  < ( ? ) <  $\frac{5}{8}$

$\frac{1}{6}$        $\frac{6}{8}$

$\frac{1}{2}$        $\frac{4}{6}$

8)  $\frac{3}{8}$  < ( ? ) <  $\frac{2}{3}$

$\frac{1}{8}$        $\frac{4}{8}$

$\frac{5}{6}$        $\frac{3}{4}$

1. \_\_\_\_\_
2. \_\_\_\_\_
3. \_\_\_\_\_
4. \_\_\_\_\_
5. \_\_\_\_\_
6. \_\_\_\_\_
7. \_\_\_\_\_
8. \_\_\_\_\_



Determine which fraction goes in the middle to make the comparison true.

**Answers**

1)  $\frac{3}{8}$  < ? <  $\frac{3}{4}$

$\frac{2}{6}$        $\frac{4}{6}$

$\frac{7}{8}$        $\frac{2}{8}$

2)  $\frac{2}{8}$  < ? <  $\frac{4}{8}$

$\frac{7}{8}$        $\frac{3}{8}$

$\frac{1}{6}$        $\frac{5}{8}$

3)  $\frac{1}{6}$  < ? <  $\frac{3}{6}$

$\frac{2}{3}$        $\frac{6}{8}$

$\frac{1}{3}$        $\frac{1}{8}$

4)  $\frac{2}{8}$  < ? <  $\frac{3}{8}$

$\frac{2}{4}$        $\frac{5}{6}$

$\frac{2}{6}$        $\frac{4}{6}$

5)  $\frac{3}{8}$  < ? <  $\frac{6}{8}$

$\frac{5}{6}$        $\frac{1}{6}$        $\frac{2}{4}$        $\frac{7}{8}$

6)  $\frac{2}{8}$  < ? <  $\frac{3}{8}$

$\frac{2}{6}$        $\frac{4}{8}$        $\frac{4}{6}$        $\frac{1}{6}$

7)  $\frac{1}{3}$  < ? <  $\frac{5}{8}$

$\frac{1}{6}$        $\frac{6}{8}$

$\frac{1}{2}$        $\frac{4}{6}$

8)  $\frac{3}{8}$  < ? <  $\frac{2}{3}$

$\frac{1}{8}$        $\frac{4}{8}$

$\frac{5}{6}$        $\frac{3}{4}$

1.  $\frac{4}{6}$
2.  $\frac{3}{8}$
3.  $\frac{1}{3}$
4.  $\frac{2}{6}$
5.  $\frac{2}{4}$
6.  $\frac{2}{6}$
7.  $\frac{1}{2}$
8.  $\frac{4}{8}$



Determine which fraction goes in the middle to make the comparison true.

**Answers**

1)  $\frac{2}{4}$  < ? <  $\frac{6}{8}$

$\frac{2}{8}$        $\frac{7}{8}$

$\frac{1}{6}$        $\frac{4}{6}$

2)  $\frac{2}{6}$  < ? <  $\frac{2}{3}$

$\frac{1}{8}$        $\frac{4}{8}$

$\frac{7}{8}$        $\frac{1}{4}$

3)  $\frac{5}{8}$  < ? <  $\frac{6}{8}$

$\frac{4}{8}$        $\frac{2}{6}$

$\frac{2}{3}$        $\frac{7}{8}$

4)  $\frac{1}{4}$  < ? <  $\frac{3}{8}$

$\frac{5}{8}$        $\frac{1}{3}$

$\frac{4}{6}$        $\frac{1}{2}$

5)  $\frac{1}{8}$  < ? <  $\frac{1}{2}$

$\frac{4}{6}$        $\frac{2}{6}$        $\frac{6}{8}$        $\frac{5}{6}$

6)  $\frac{3}{6}$  < ? <  $\frac{2}{3}$

$\frac{3}{4}$        $\frac{5}{8}$        $\frac{5}{6}$        $\frac{2}{6}$

7)  $\frac{1}{8}$  < ? <  $\frac{3}{6}$

$\frac{7}{8}$        $\frac{5}{8}$

$\frac{3}{4}$        $\frac{2}{8}$

8)  $\frac{4}{8}$  < ? <  $\frac{5}{6}$

$\frac{1}{4}$        $\frac{7}{8}$

$\frac{2}{3}$        $\frac{1}{8}$

1. \_\_\_\_\_
2. \_\_\_\_\_
3. \_\_\_\_\_
4. \_\_\_\_\_
5. \_\_\_\_\_
6. \_\_\_\_\_
7. \_\_\_\_\_
8. \_\_\_\_\_



Determine which fraction goes in the middle to make the comparison true.

**Answers**

1)  $\frac{2}{4}$  < ? <  $\frac{6}{8}$

$\frac{2}{8}$        $\frac{7}{8}$

$\frac{1}{6}$        $\frac{4}{6}$

2)  $\frac{2}{6}$  < ? <  $\frac{2}{3}$

$\frac{1}{8}$        $\frac{4}{8}$

$\frac{7}{8}$        $\frac{1}{4}$

3)  $\frac{5}{8}$  < ? <  $\frac{6}{8}$

$\frac{4}{8}$        $\frac{2}{6}$

$\frac{2}{3}$        $\frac{7}{8}$

4)  $\frac{1}{4}$  < ? <  $\frac{3}{8}$

$\frac{5}{8}$        $\frac{1}{3}$

$\frac{4}{6}$        $\frac{1}{2}$

5)  $\frac{1}{8}$  < ? <  $\frac{1}{2}$

$\frac{4}{6}$        $\frac{2}{6}$        $\frac{6}{8}$        $\frac{5}{6}$

6)  $\frac{3}{6}$  < ? <  $\frac{2}{3}$

$\frac{3}{4}$        $\frac{5}{8}$        $\frac{5}{6}$        $\frac{2}{6}$

7)  $\frac{1}{8}$  < ? <  $\frac{3}{6}$

$\frac{7}{8}$        $\frac{5}{8}$

$\frac{3}{4}$        $\frac{2}{8}$

8)  $\frac{4}{8}$  < ? <  $\frac{5}{6}$

$\frac{1}{4}$        $\frac{7}{8}$

$\frac{2}{3}$        $\frac{1}{8}$

1.  $\frac{4}{6}$
2.  $\frac{4}{8}$
3.  $\frac{2}{3}$
4.  $\frac{1}{3}$
5.  $\frac{2}{6}$
6.  $\frac{5}{8}$
7.  $\frac{2}{8}$
8.  $\frac{2}{3}$





Determine which fraction goes in the middle to make the comparison true.

**Answers**

1)  $\frac{2}{4}$  < ? <  $\frac{6}{8}$

$\frac{7}{8}$        $\frac{2}{3}$

$\frac{3}{8}$        $\frac{5}{6}$

2)  $\frac{1}{2}$  < ? <  $\frac{3}{4}$

$\frac{1}{3}$        $\frac{7}{8}$

$\frac{1}{6}$        $\frac{4}{6}$

3)  $\frac{2}{4}$  < ? <  $\frac{4}{6}$

$\frac{5}{8}$        $\frac{2}{6}$

$\frac{6}{8}$        $\frac{1}{4}$

4)  $\frac{2}{6}$  < ? <  $\frac{2}{3}$

$\frac{1}{4}$        $\frac{6}{8}$

$\frac{2}{4}$        $\frac{1}{6}$

5)  $\frac{2}{8}$  < ? <  $\frac{4}{6}$

$\frac{3}{6}$        $\frac{1}{8}$

$\frac{6}{8}$        $\frac{7}{8}$

6)  $\frac{3}{6}$  < ? <  $\frac{5}{6}$

$\frac{7}{8}$        $\frac{2}{3}$

$\frac{1}{8}$        $\frac{2}{8}$

7)  $\frac{2}{8}$  < ? <  $\frac{4}{8}$

$\frac{3}{4}$        $\frac{1}{3}$

$\frac{4}{6}$        $\frac{1}{6}$

8)  $\frac{2}{4}$  < ? <  $\frac{2}{3}$

$\frac{6}{8}$        $\frac{5}{8}$

$\frac{2}{6}$        $\frac{1}{6}$

1. \_\_\_\_\_
2. \_\_\_\_\_
3. \_\_\_\_\_
4. \_\_\_\_\_
5. \_\_\_\_\_
6. \_\_\_\_\_
7. \_\_\_\_\_
8. \_\_\_\_\_



Determine which fraction goes in the middle to make the comparison true.

**Answers**

1)  $\frac{2}{4}$  < ? <  $\frac{6}{8}$

$\frac{7}{8}$        $\frac{2}{3}$

$\frac{3}{8}$        $\frac{5}{6}$

2)  $\frac{1}{2}$  < ? <  $\frac{3}{4}$

$\frac{1}{3}$        $\frac{7}{8}$

$\frac{1}{6}$        $\frac{4}{6}$

3)  $\frac{2}{4}$  < ? <  $\frac{4}{6}$

$\frac{5}{8}$        $\frac{2}{6}$

$\frac{6}{8}$        $\frac{1}{4}$

4)  $\frac{2}{6}$  < ? <  $\frac{2}{3}$

$\frac{1}{4}$        $\frac{6}{8}$

$\frac{2}{4}$        $\frac{1}{6}$

5)  $\frac{2}{8}$  < ? <  $\frac{4}{6}$

$\frac{3}{6}$        $\frac{1}{8}$        $\frac{6}{8}$        $\frac{7}{8}$

6)  $\frac{3}{6}$  < ? <  $\frac{5}{6}$

$\frac{7}{8}$        $\frac{2}{3}$        $\frac{1}{8}$        $\frac{2}{8}$

7)  $\frac{2}{8}$  < ? <  $\frac{4}{8}$

$\frac{3}{4}$        $\frac{1}{3}$

$\frac{4}{6}$        $\frac{1}{6}$

8)  $\frac{2}{4}$  < ? <  $\frac{2}{3}$

$\frac{6}{8}$        $\frac{5}{8}$

$\frac{2}{6}$        $\frac{1}{6}$

1.  $\frac{2}{3}$
2.  $\frac{4}{6}$
3.  $\frac{5}{8}$
4.  $\frac{2}{4}$
5.  $\frac{3}{6}$
6.  $\frac{2}{3}$
7.  $\frac{1}{3}$
8.  $\frac{5}{8}$



Determine which fraction goes in the middle to make the comparison true.

**Answers**

1)  $\frac{1}{8}$  < ? <  $\frac{2}{6}$

$\frac{1}{2}$        $\frac{5}{6}$

$\frac{2}{8}$        $\frac{7}{8}$

2)  $\frac{1}{6}$  < ? <  $\frac{3}{6}$

$\frac{6}{8}$        $\frac{4}{6}$

$\frac{1}{3}$        $\frac{5}{8}$

3)  $\frac{1}{4}$  < ? <  $\frac{3}{8}$

$\frac{3}{4}$        $\frac{1}{8}$

$\frac{2}{6}$        $\frac{5}{8}$

4)  $\frac{2}{6}$  < ? <  $\frac{3}{6}$

$\frac{5}{6}$        $\frac{3}{8}$

$\frac{6}{8}$        $\frac{1}{4}$

5)  $\frac{1}{6}$  < ? <  $\frac{3}{8}$

$\frac{2}{4}$        $\frac{7}{8}$

$\frac{3}{4}$        $\frac{1}{3}$

6)  $\frac{3}{6}$  < ? <  $\frac{3}{4}$

$\frac{5}{8}$        $\frac{2}{6}$

$\frac{1}{6}$        $\frac{7}{8}$

7)  $\frac{2}{8}$  < ? <  $\frac{4}{8}$

$\frac{1}{3}$        $\frac{4}{6}$

$\frac{6}{8}$        $\frac{1}{6}$

8)  $\frac{2}{8}$  < ? <  $\frac{3}{8}$

$\frac{1}{3}$        $\frac{1}{8}$

$\frac{3}{4}$        $\frac{5}{6}$

1. \_\_\_\_\_
2. \_\_\_\_\_
3. \_\_\_\_\_
4. \_\_\_\_\_
5. \_\_\_\_\_
6. \_\_\_\_\_
7. \_\_\_\_\_
8. \_\_\_\_\_



Determine which fraction goes in the middle to make the comparison true.

**Answers**

1)  $\frac{1}{8}$  < ? <  $\frac{2}{6}$

$\frac{1}{2}$        $\frac{5}{6}$

$\frac{2}{8}$        $\frac{7}{8}$

2)  $\frac{1}{6}$  < ? <  $\frac{3}{6}$

$\frac{6}{8}$        $\frac{4}{6}$

$\frac{1}{3}$        $\frac{5}{8}$

3)  $\frac{1}{4}$  < ? <  $\frac{3}{8}$

$\frac{3}{4}$        $\frac{1}{8}$

$\frac{2}{6}$        $\frac{5}{8}$

4)  $\frac{2}{6}$  < ? <  $\frac{3}{6}$

$\frac{5}{6}$        $\frac{3}{8}$

$\frac{6}{8}$        $\frac{1}{4}$

5)  $\frac{1}{6}$  < ? <  $\frac{3}{8}$

$\frac{2}{4}$        $\frac{7}{8}$

$\frac{3}{4}$        $\frac{1}{3}$

6)  $\frac{3}{6}$  < ? <  $\frac{3}{4}$

$\frac{5}{8}$        $\frac{2}{6}$

$\frac{1}{6}$        $\frac{7}{8}$

7)  $\frac{2}{8}$  < ? <  $\frac{4}{8}$

$\frac{1}{3}$        $\frac{4}{6}$

$\frac{6}{8}$        $\frac{1}{6}$

8)  $\frac{2}{8}$  < ? <  $\frac{3}{8}$

$\frac{1}{3}$        $\frac{1}{8}$

$\frac{3}{4}$        $\frac{5}{6}$

1.  $\frac{2}{8}$
2.  $\frac{1}{3}$
3.  $\frac{2}{6}$
4.  $\frac{3}{8}$
5.  $\frac{1}{3}$
6.  $\frac{5}{8}$
7.  $\frac{1}{3}$
8.  $\frac{1}{3}$