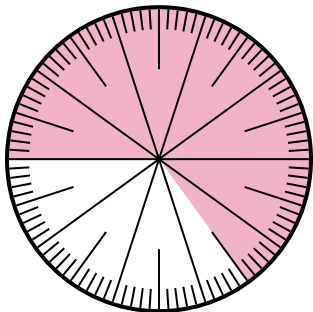




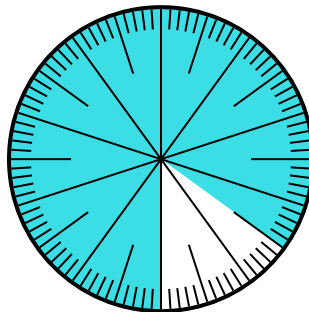
Solve each problem.

- 1) Which choice represents the un-shaded portion of the number wheel?



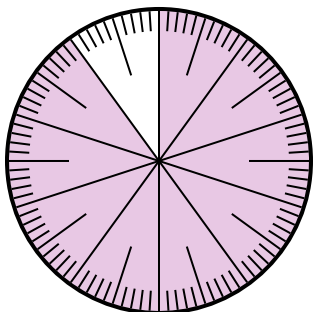
- A. 0.35                  B.  $\frac{0.35}{100}$   
C. 0.035                D. 3.50

- 2) Which choice represents the un-shaded portion of the number wheel?



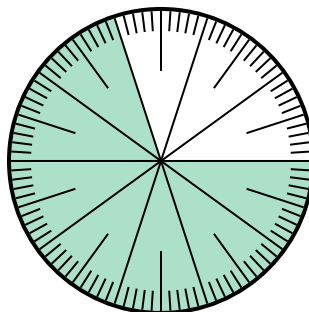
- A.  $\frac{15}{100}$                 B. 1.50  
C.  $\frac{85}{15}$                  D. 15

- 3) Which choice represents the un-shaded portion of the number wheel?



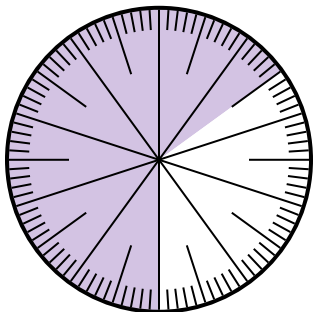
- A.  $\frac{1}{100}$                  B. 0.1  
C. 1                        D. 10

- 4) Which choice represents the shaded portion of the number wheel?



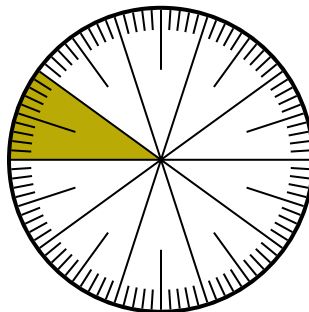
- A.  $\frac{70}{100}$                 B.  $\frac{70}{30}$   
C.  $\frac{30}{70}$                  D.  $\frac{7.00}{100}$

- 5) Which choice represents the un-shaded portion of the number wheel?



- A.  $\frac{65}{35}$                  B.  $\frac{35}{100}$   
C. 0.035                D.  $\frac{3.5}{100}$

- 6) Which choice represents the shaded portion of the number wheel?



- A.  $\frac{1.00}{100}$              B.  $\frac{90}{10}$   
C. 10                     D.  $\frac{10}{100}$

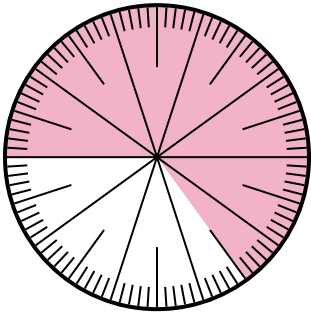
**Answers**

1. \_\_\_\_\_  
2. \_\_\_\_\_  
3. \_\_\_\_\_  
4. \_\_\_\_\_  
5. \_\_\_\_\_  
6. \_\_\_\_\_



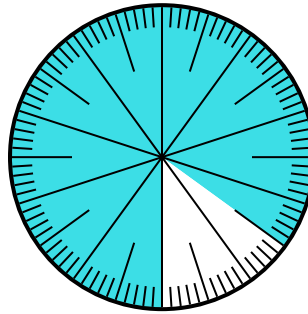
Solve each problem.

- 1) Which choice represents the un-shaded portion of the number wheel?



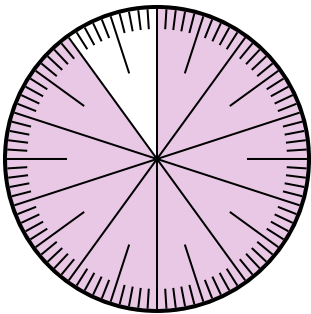
- A. 0.35                      B.  $\frac{0.35}{100}$   
 C. 0.035                    D. 3.50

- 2) Which choice represents the un-shaded portion of the number wheel?



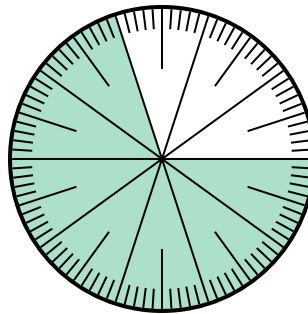
- A.  $\frac{15}{100}$                       B. 1.50  
 C.  $\frac{85}{15}$                         D. 15

- 3) Which choice represents the un-shaded portion of the number wheel?



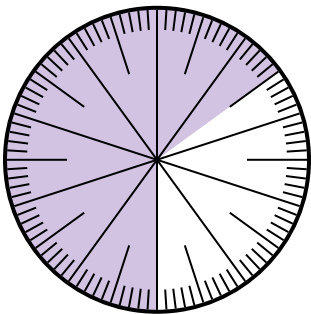
- A.  $\frac{1}{100}$                         B. 0.1  
 C. 1                                D. 10

- 4) Which choice represents the shaded portion of the number wheel?



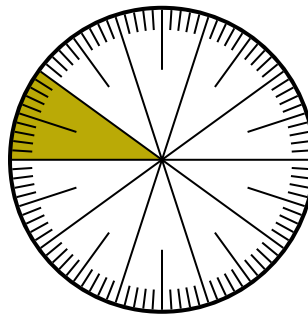
- A.  $\frac{70}{100}$                         B.  $\frac{70}{30}$   
 C.  $\frac{30}{70}$                         D.  $\frac{7.00}{100}$

- 5) Which choice represents the un-shaded portion of the number wheel?



- A.  $\frac{65}{35}$                         B.  $\frac{35}{100}$   
 C. 0.035                        D.  $\frac{3.5}{100}$

- 6) Which choice represents the shaded portion of the number wheel?



- A.  $\frac{1.00}{100}$                       B.  $\frac{90}{10}$   
 C. 10                              D.  $\frac{10}{100}$

**Answers**

1.   **A**    
 2.   **A**    
 3.   **B**    
 4.   **A**    
 5.   **B**    
 6.   **D**