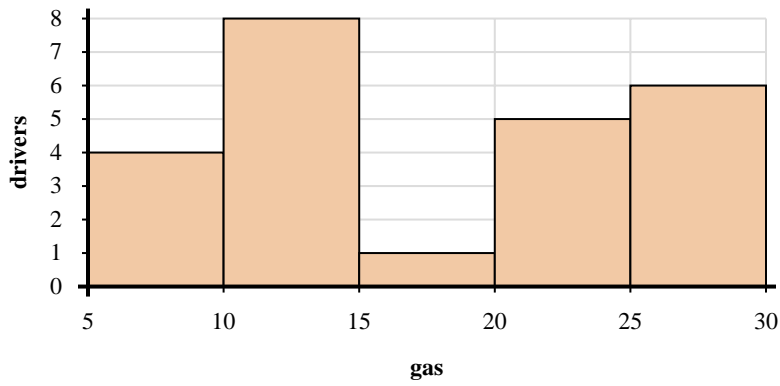
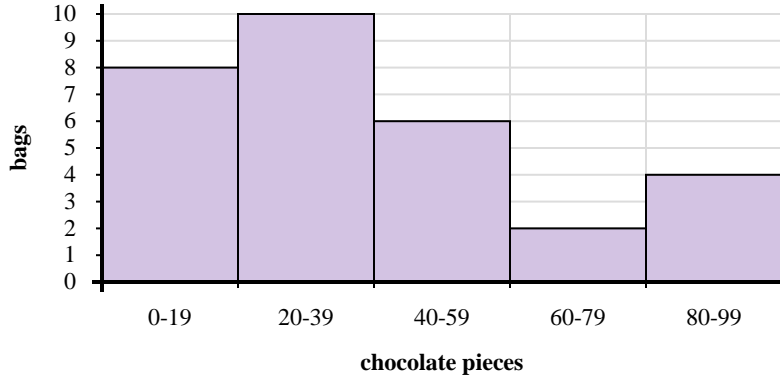




Use the histograms shown to answer each question.



- Most drivers purchased between _____ and _____ gallons.
- How many drivers purchased between 10 and 15 gallons?
- If a driver purchased 12 gallons which bar would they be added to?
- How many drivers are represented in this histogram?



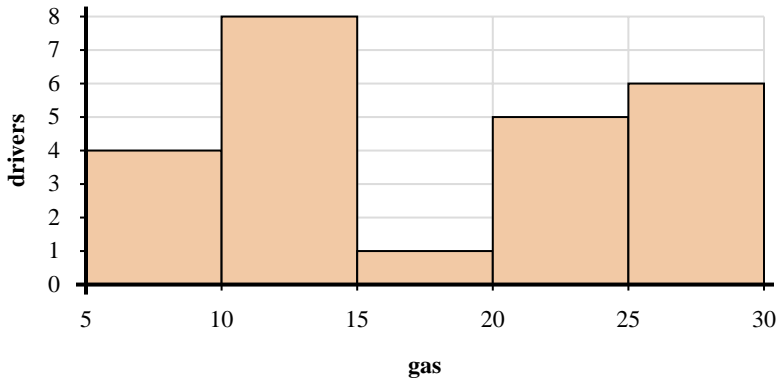
- How many bags of trail mix are represented in this histogram?
- Most bags had between _____ and _____ pieces of chocolate.
- If a bag had 49 pieces of chocolate in it, which bar would it be added to?
- How many bags had between 60 and 80 chocolate pieces?

Answers

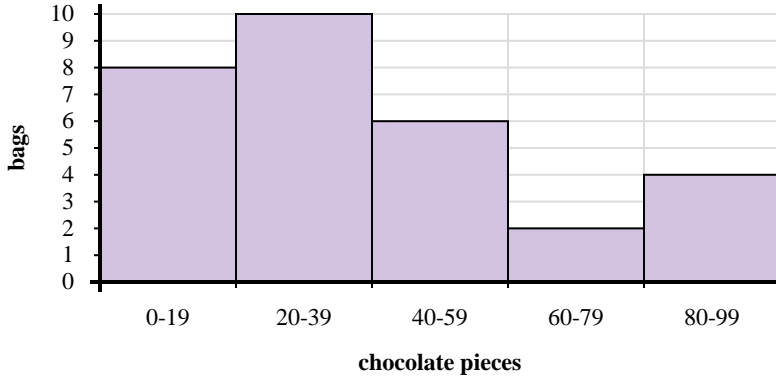
- _____
- _____
- _____
- _____
- _____
- _____
- _____
- _____



Use the histograms shown to answer each question.



- Most drivers purchased between _____ and _____ gallons.
- How many drivers purchased between 10 and 15 gallons?
- If a driver purchased 12 gallons which bar would they be added to?
- How many drivers are represented in this histogram?



- How many bags of trail mix are represented in this histogram?
- Most bags had between _____ and _____ pieces of chocolate.
- If a bag had 49 pieces of chocolate in it, which bar would it be added to?
- How many bags had between 60 and 80 chocolate pieces?

Answers

- 10 15
- 8
- 2
- 24
- 30
- 20 40
- 3
- 2