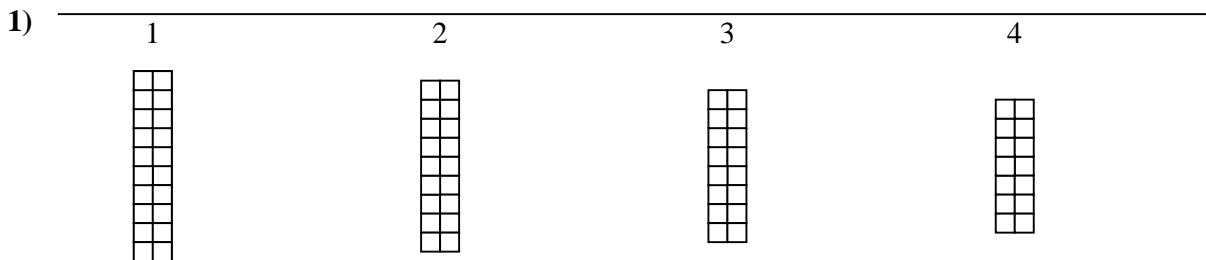





Use the grid patterns to answer each question. Each SVGREPLACE = 1 square unit.


Answers



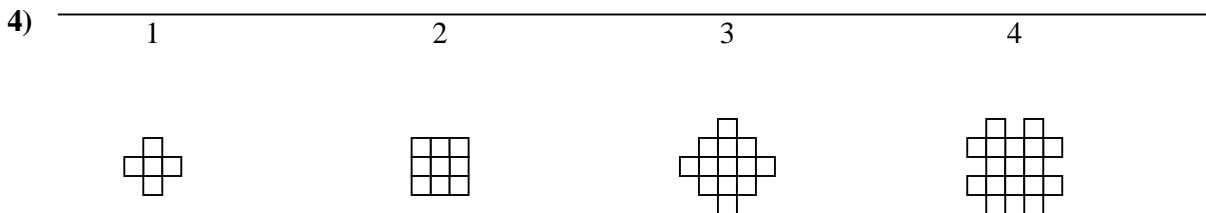
- A. If the pattern above continues what will be the area of grid 5?
 B. If the pattern above continues what will be the area of grid 6?



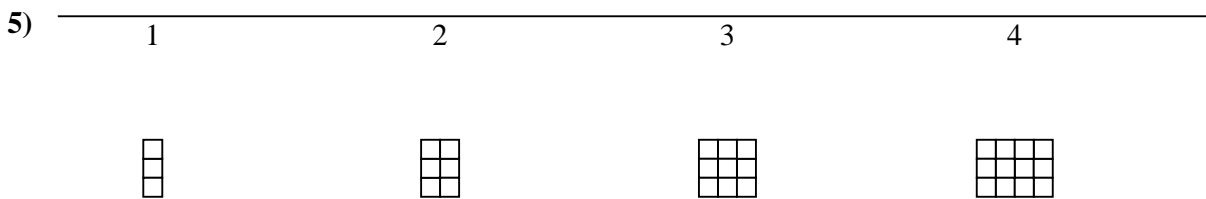
- A. If the pattern above continues what will be the area of grid 5?
 B. If the pattern above continues what will be the area of grid 8?



- A. If the pattern above continues what will be the area of grid 5?
 B. If the pattern above continues what will be the area of grid 6?



- A. If the pattern above continues what will be the area of grid 6?
 B. If the pattern above continues what will be the area of grid 7?



- A. If the pattern above continues what will be the area of grid 6?
 B. If the pattern above continues what will be the area of grid 8?

1. _____
 2. _____
 3. _____
 4. _____
 5. _____



Use the grid patterns to answer each question. Each SVGREPLACE = 1 square unit.

Answers


1) _____

1

2

3

4



A. If the pattern above continues what will be the area of grid 5?

B. If the pattern above continues what will be the area of grid 6?

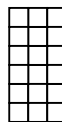
2) _____

1

2

3

4



A. If the pattern above continues what will be the area of grid 5?

B. If the pattern above continues what will be the area of grid 8?

3) _____

1

2

3

4



A. If the pattern above continues what will be the area of grid 5?

B. If the pattern above continues what will be the area of grid 6?

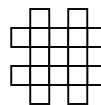
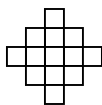
4) _____

1

2

3

4



A. If the pattern above continues what will be the area of grid 6?

B. If the pattern above continues what will be the area of grid 7?

5) _____

1

2

3

4



A. If the pattern above continues what will be the area of grid 6?

B. If the pattern above continues what will be the area of grid 8?

- 1. 12 10
- 2. 21 30
- 3. 18 22
- 4. 25 29
- 5. 18 24