



Use the grid patterns to answer each question. Each SVGREPLACE = 1 square unit.

Answers

1) _____

1

2

3

4



A. If the pattern above continues what will be the area of grid 6?

B. If the pattern above continues what will be the area of grid 7?

1. _____

2. _____

3. _____

4. _____

2) _____

1

2

3

4



A. If the pattern above continues what will be the area of grid 5?

B. If the pattern above continues what will be the area of grid 6?

5. _____

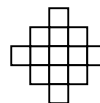
3) _____

1

2

3

4



A. If the pattern above continues what will be the area of grid 6?

B. If the pattern above continues what will be the area of grid 8?

4) _____

1

2

3

4



A. If the pattern above continues what will be the area of grid 6?

B. If the pattern above continues what will be the area of grid 8?


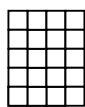
5) _____

1

2

3

4



A. If the pattern above continues what will be the area of grid 5?

B. If the pattern above continues what will be the area of grid 6?



Use the grid patterns to answer each question. Each SVGREPLACE = 1 square unit.

1) _____

1

2

3

4



A. If the pattern above continues what will be the area of grid 6?

B. If the pattern above continues what will be the area of grid 7?

2) _____

1

2

3

4



A. If the pattern above continues what will be the area of grid 5?

B. If the pattern above continues what will be the area of grid 6?

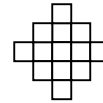
3) _____

1

2

3

4



A. If the pattern above continues what will be the area of grid 6?

B. If the pattern above continues what will be the area of grid 8?

4) _____

1

2

3

4



A. If the pattern above continues what will be the area of grid 6?

B. If the pattern above continues what will be the area of grid 8?


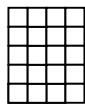
5) _____

1

2

3

4



A. If the pattern above continues what will be the area of grid 5?

B. If the pattern above continues what will be the area of grid 6?

Answers

1. 22 26

2. 15 18

3. 21 29

4. 13 17

5. 28 32